



SUZUKI®

DR350

(Dirt Model Only)

Spare Parts Catalog

1997 – 1999

Accuracy

I've made every attempt to ensure the data within this document is accurate. However, mistakes do happen. Be sure to double check everything before you place an order and get stuck with the wrong part. If you discover a mistake, please let me know.

Letter Designations

Suzuki uses alphabetic codes to differentiate model years. These letter codes are referenced throughout this spare parts catalog. Here they are in case you've forgotten:

L	1990
M	1991
N	1992
P	1993
R	1994
S	1995
T	1996
V	1997
W	1998
X	1999

FIG. 1

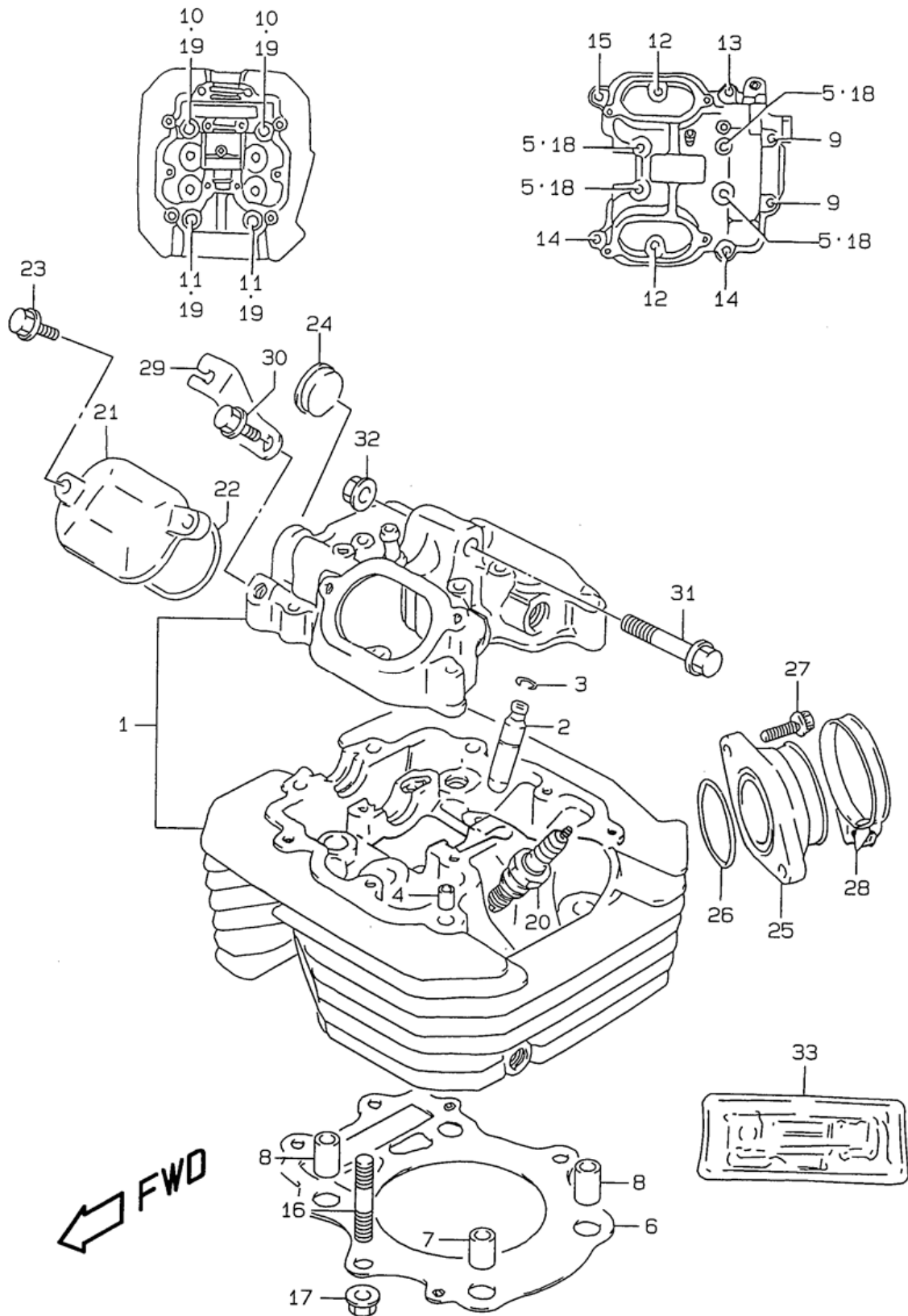
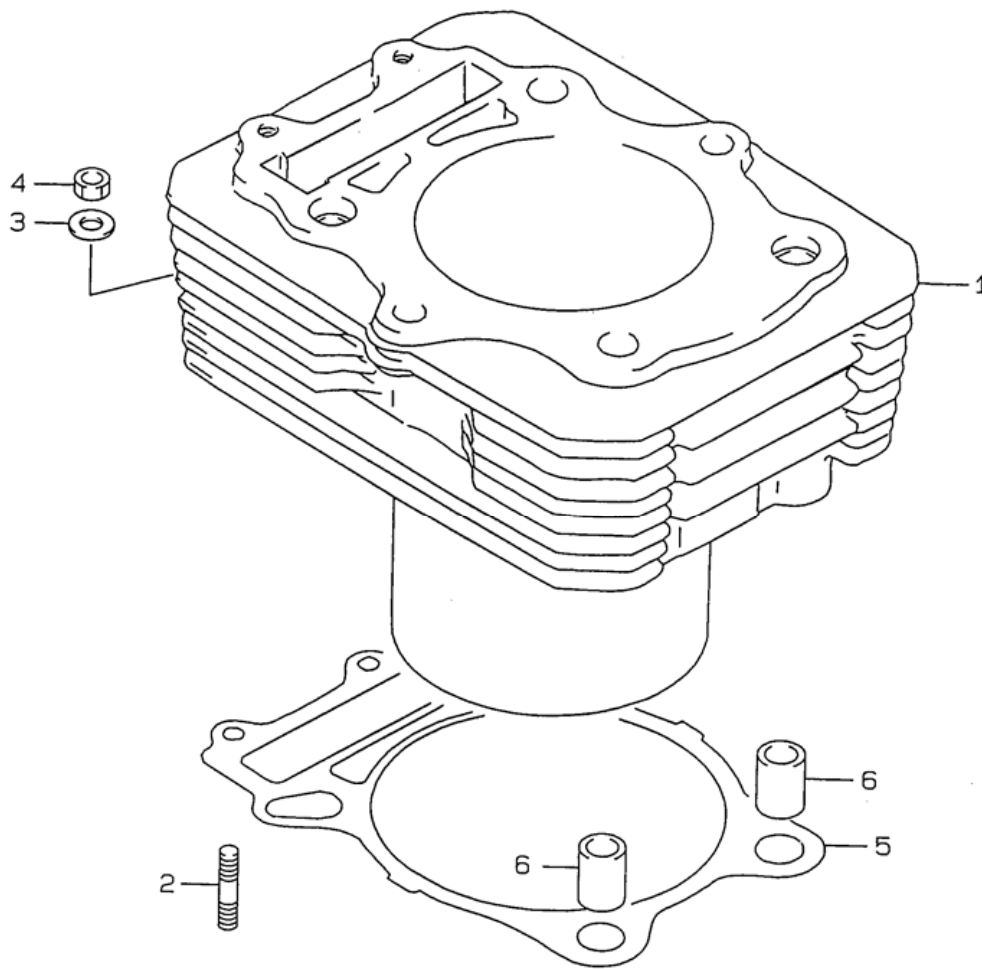


Table 1. CYLINDER HEAD

Reference Number	Quantity Required	Part Number	Description
1	1	11100-14D50	HEAD ASSY, CYLINDER
2	4	11115-14D71	GUIDE, VALVE (OS:0.3)
3	4	09381-10004	.SNAP RING
4	2	09206-08001	PIN
5	4	09103-06102	.BOLT (6X55)
6	1	11141-14D01	GASKET, CYLINDER HEAD
7	1	04211-13189	PIN
8	2	09206-13004	.PIN
9	2	09103-06167	BOLT (6X115)
10	2	09103-10178	BOLT (10X180)
11	2	09103-10223	BOLT
12	2	01550-0625A	BOLT
13	1	01550-0630A	BOLT
14	2	09103-06108	BOLT (6X35)
15	1	09103-06504	BOLT (6X39)
16	2	09108-08142	STUD BOLT (8X30)
17	2	08316-1008B	NUT
18	4	09168-06023	WASHER, OIL GALLERY EXHAUST
19	4	09160-10039	WASHER (10.5X22X2.3)
20-1	1	09482-00410	SPARK PLUG (NGK,CR9EK)
20-2	1	09482-00459	SPARK PLUG (ND,U27ESR-N)
20-3	1	09482-00412	SPARK PLUG (NGK,CR8EK)
20-4	1	09482-00462	SPARK PLUG (NGK,CR10EK)
20-5	1	09482-00413	SPARK PLUG (DENSO,U24ETR)
20-6	1	09482-00463	SPARK PLUG (DENSO,U31ETR)
21	2	11175-47D00	CAP, INSPECTION
22	2	11177-14D01	O RING
23	4	01550-0620A	BOLT
24	1	09241-25007	PLUG, HEAD
25-1	1	13101-14D01	PIPE, INTAKE
25-2	1	13101-14D21	PIPE, INTAKE
26	1	09280-40010	.O RING, INTAKE PIPE
27	2	07120-0620B	BOLT
28	1	09402-52208	CLAMP, CARB
29	1	12944-14A00	HOLDER, DECOMP CABLE
30	1	01550-0816A	PLUG, T/M OIL DRAIN
31	1	09103-08280	BOLT (8X65)
32	1	08319-31087	NUT
33	1	11401-14860	GASKET SET

FIG. 2



← FWD

Table 2. CYLINDER

Reference Number	Quantity Required	Part Number	Description
1	1	11210-47D00-0F0	CYLINDER
2	2	01421-0620A	STUD BOLT
3	2	08322-0106A	WASHER
4	2	09140-06502	NUT
5	1	11241-14D01	GASKET, CYLINDER
6	2	04211-13189	PIN

FIG. 3

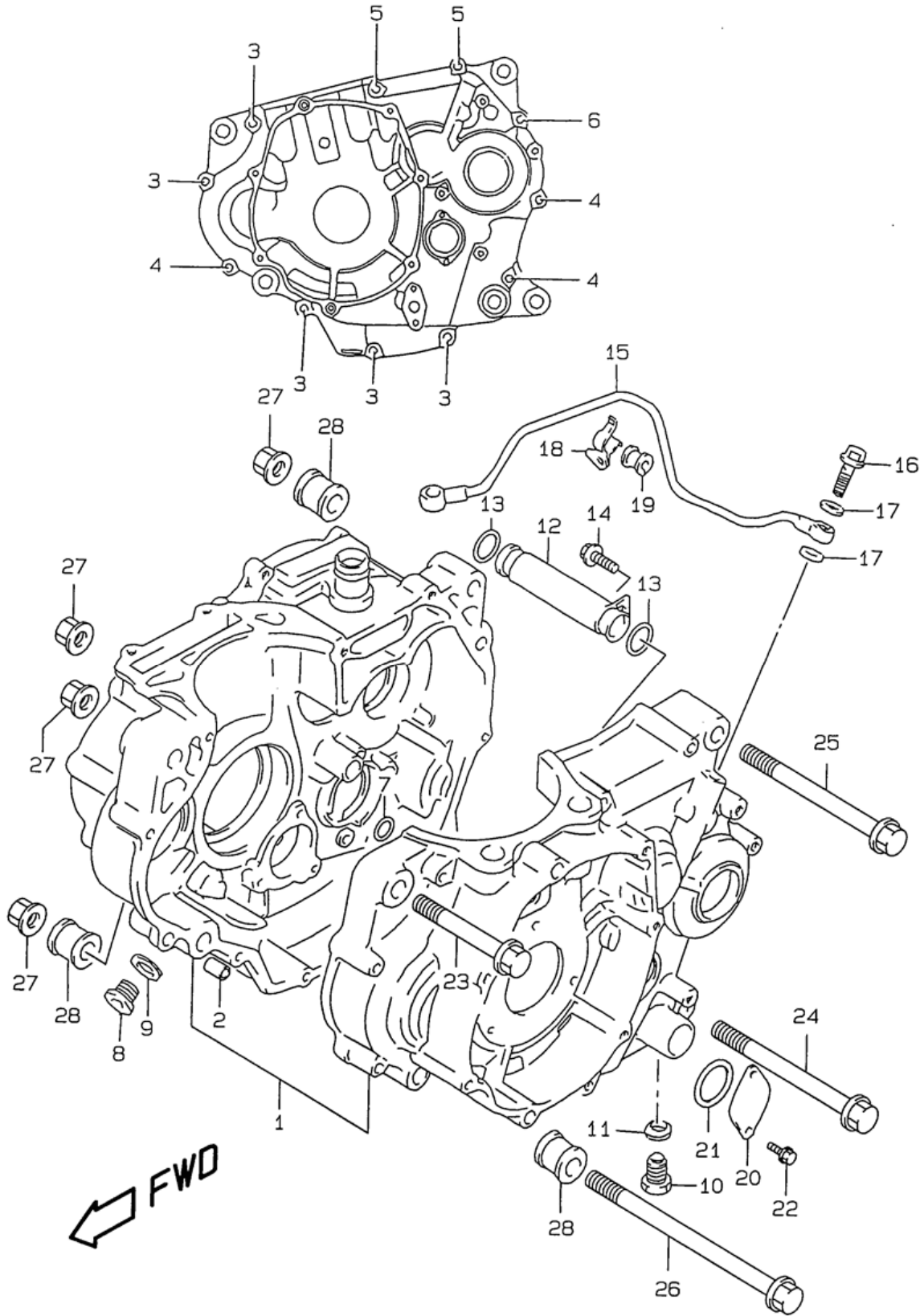


Table 3. CRANKCASE

Reference Number	Quantity Required	Part Number	Description
1	1	11301-15821	CRANKCASE SET
2	2	04211-09149	DOWEL PIN
3	5	01547-0645B	BOLT
4	3	01547-0650B	BOLT
5	2	01547-0660B	BOLT
6	1	01547-06707	BOLT, HEAD COVER CAP NO.1
7	1	09280-12009	O RING, CRANKCASE
8	1	09248-14005	PLUG, OIL GALLERY
9	1	09168-14004	.GASKET (14.1X18X1.5)
10	1	01500-1220B	BOLT
11	1	09168-12002	GASKET, OIL LEVEL PLUG
12	1	11450-14D01	PIPE, MISSION OIL INNER
13	2	09280-15007	O RING (D:2.4 ID:15.8)
14	1	01550-0612A	BOLT
15	1	11280-14D02	PIPE, MISSION OIL OUTER
16	2	09360-08011	UNION BOLT, OIL PIPE
17	4	09168-08016	GASKET (8.2X14X1.0)
18	1	11290-14D00	CLAMP, OIL PIPE
19	1	09320-06019	CUSHION
20	1	11385-14D00	CAP, HOLE
21	1	09280-26005	O RING (D:2.4 ID:26.2)
22	2	01547-05103	BOLT, GUIDE
23	1	09103-10230	BOLT (10X85)
24	1	09103-10242	BOLT (10X100)
25	1	09103-10063	BOLT, MUFFLER BRACKET & CVT
26	1	09103-10241	BOLT (10X143)
27	4	09159-10115	NUT
28	3	11611-14D00	SPACER (L:19.85)

FIG. 4

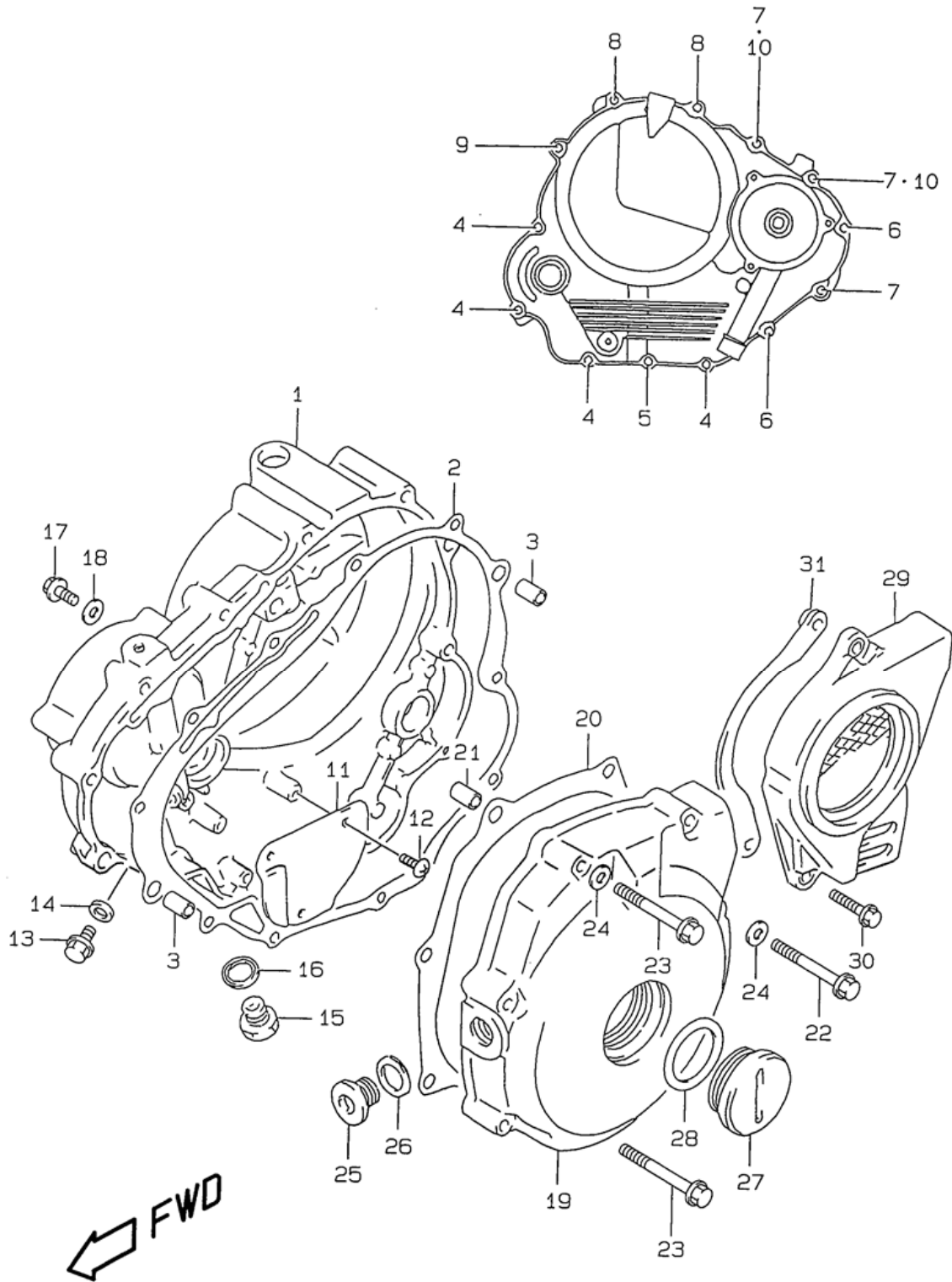


Table 4. CRANKCASE COVER

Reference Number	Quantity Required	Part Number	Description
1-1	1	11340-47810	COVER, CLUTCH
1-2	1	11340-47810	COVER, CLUTCH
2	1	11482-14D03	GASKET, CLUTCH COVER
3	2	04211-09149	DOWEL PIN
4	4	01547-0625B	BOLT
5	1	01547-0630B	BOLT
6	2	01547-06353	BOLT, WATER PUMP
7	3	01547-0640B	BOLT
8	2	01547-0660B	BOLT
9	1	01547-0665B	BOLT
10	4	09168-06024	.GASKET
12	3	02142-0510B	SCREW
13	1	09103-06078	BOLT, STARTING MOTOR
14	1	09168-06004	GASKET (6.2X11X1.2)
15	1	09248-10007	.PLUG, PARKING PAWL
16	1	09168-10002	GASKET, OIL GALLERY PLUG
17-1	1	09128-06058	BOLT (6X10)
17-2	1	09128-06044	SCREW (6X10)
18	1	09168-06024	.GASKET
19	1	11351-14D10	COVER, MAGNETO
20	1	11483-14D03	GASKET, MAGNETO COVER
21	2	04211-09149	DOWEL PIN
22	3	01547-06353	BOLT, WATER PUMP
23	4	01547-0645B	BOLT
24	2	09168-06024	.GASKET
25	1	09248-14005	PLUG, OIL GALLERY
26	1	09168-14004	.GASKET (14.1X18X1.5)
27	1	09259-36016-20H	PLUG, CRANKSHAFT HOLE
28	1	09280-33004	O RING (ID:32.7,DD:3.1)
29	1	11360-14D01	COVER, ENGINE SPROCKET
30	2	01547-0625B	BOLT
31	1	27640-14D10	PLATE, FRONT CHAIN GUIDE

FIG. 5

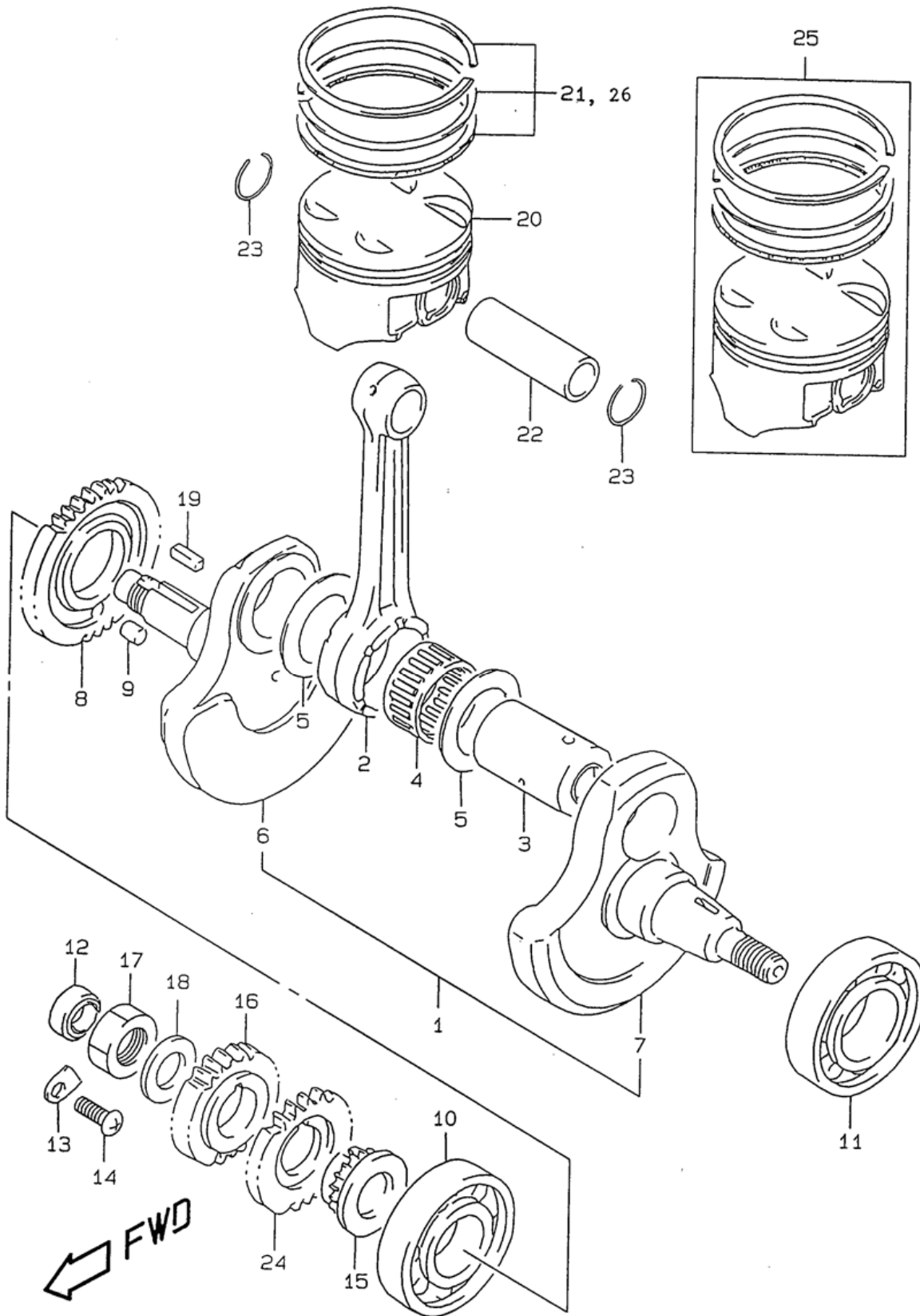


Table 5. CRANKSHAFT

Reference Number	Quantity Required	Part Number	Description
1	1	12200-14D00	CRANKSHAFT ASSY
2	1	12161-14D00	.ROD, CONNECTING
3	1	12210-14D03	.PIN, CRANK
4	1	09263-34005	.BEARING (34X43X22)
5	2	09160-34003	.WASHER (34X52X1)
6	1	12221-14D01	.CRANKSHAFT, RH
8	1	12661-14D00	GEAR, BALANCER DRIVE (NT:37)
9	1	04221-08149	PIN
10	1	09262-30077	BEARING (30X72X19)
11	1	09262-35038	BEARING (35X72X17)
12	1	09282-14003	OIL SEAL, RH (14X24X6)
13	1	24742-18A00	RETAINER, OIL SEAL RH
14	1	02112-0612A	SCREW
15	1	12731-14D00	SPROCKET, CAM CHAIN DRIVE
16-1	1	21111-15D21	GEAR, PRIMARY DRIVE (NT:20)
16-2	1	21111-15D21	GEAR, PRIMARY DRIVE (NT:20)
17	1	09140-18012	NUT
18	1	09164-18001	WASHER
19	1	09421-05009	KEY
20	1	12111-14D03-0F0	PISTON
21	1	12140-14D10	RING SET, PISTON
22	1	12151-24A00	PIN, PISTON
23	2	09381-20004	CIRCLIP
24	1	16321-15D01	GEAR,OIL PUMP D
25-1	1	12100-14D01-050	PISTON SET (OS:0.5)

FIG. 6

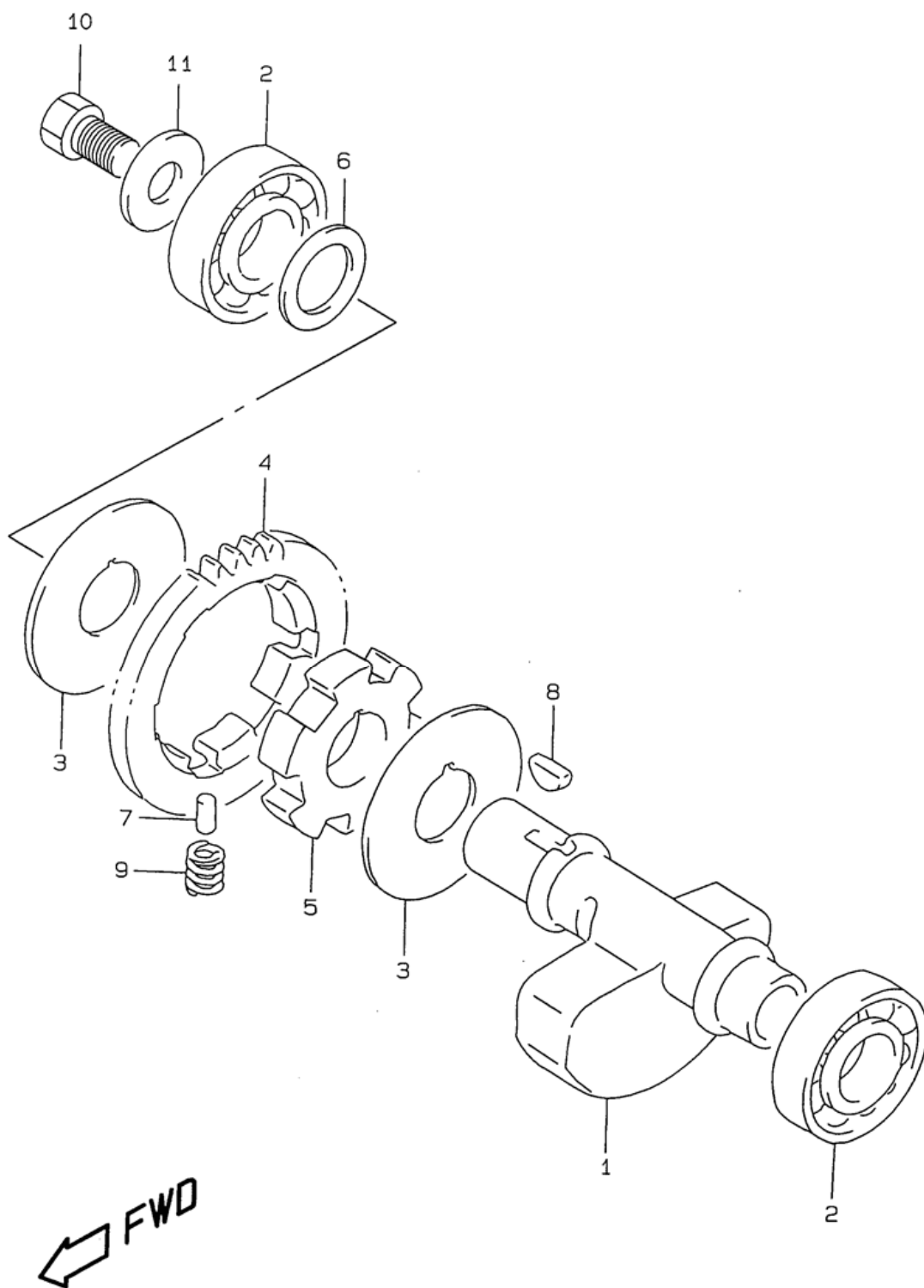
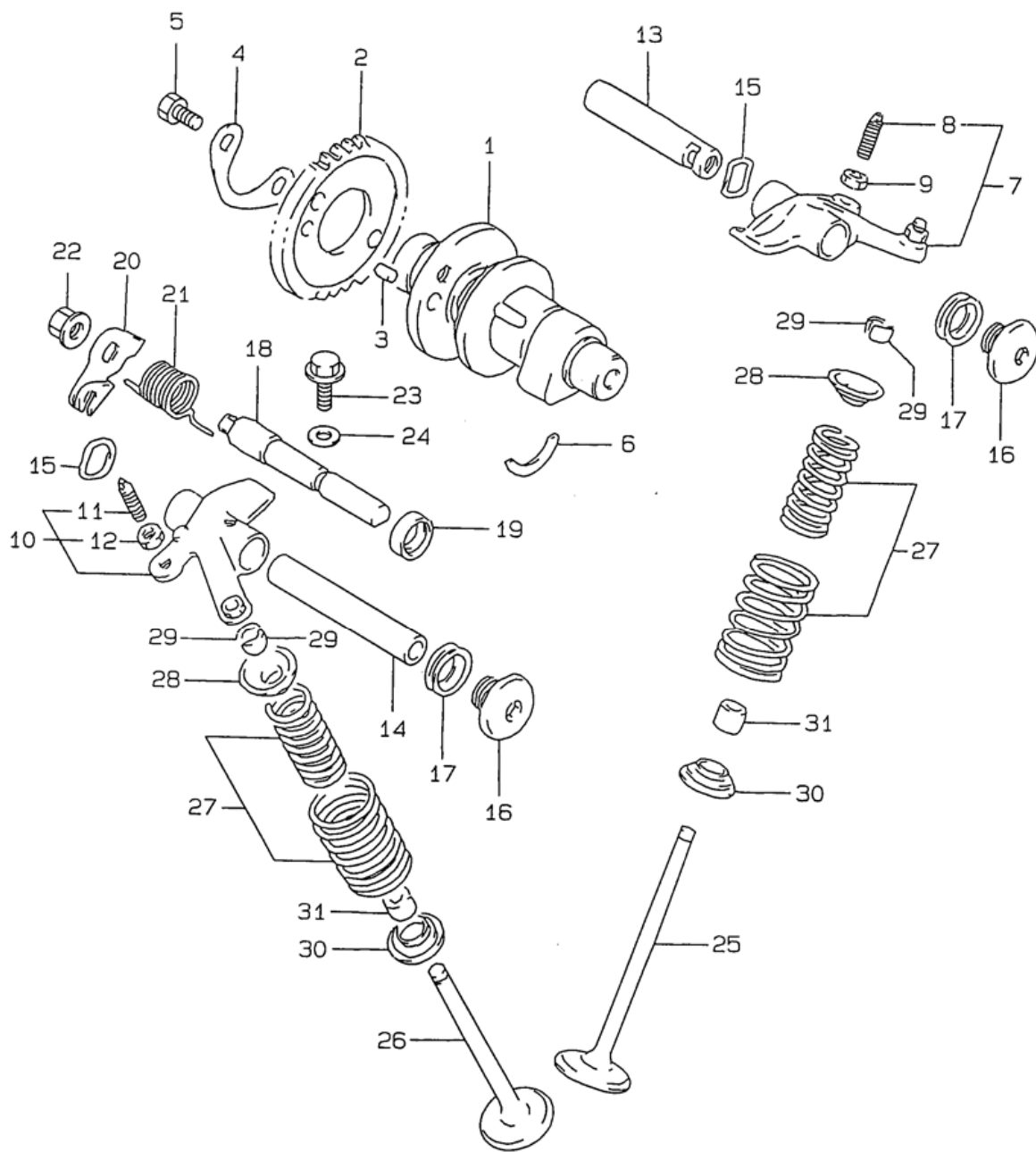


Table 6. CRANK BALANCER

Reference Number	Quantity Required	Part Number	Description
1	1	12651-14D01	SHAFT, CRANK BALANCER
2	2	09262-20121	BEARING (ID:20,OD:47)
3	2	09166-20012	WASHER, DRIVEN GEAR
4	1	12666-14D02	GEAR, DRIVEN (NT:37)
5-1	1	12669-24B01	RACE, INNER
5-2	1	12669-24B01	RACE, INNER
6	1	09181-20158	WASHER
7	3	09202-04017	PIN (D:4.5,L:9.5)
8	1	09420-04008	KEY
9	6	09440-09031	SPRING
10	1	01500-10163	BOLT
11	1	08211-10283	WASHER

FIG. 7



← FWD

Table 7. CAM SHAFT VALVE

Reference Number	Quantity Required	Part Number	Description
1-1	1	12710-14D80	SHAFT,CAM
1-2	1	12710-14D80	SHAFT,CAM
2	1	12741-14D50	SPROCKET, CAM SHAFT
3	1	09261-05005	PIN
4	1	12747-44B00	WASHER
5	2	09111-06032	BOLT
6	1	09390-22002	C RING
7	1	12840-15G00	ARM, VALVE ROCKER, IN
8	2	12842-17C50	.SCREW
9	2	12843-27A00	.NUT, TAPPET ADJUSTING
10	1	12850-14D50	ARM, VALVE ROCKER, EX
11	2	12842-17C50	.SCREW
12	2	12843-27A00	.NUT, TAPPET ADJUSTING
13	1	12861-14D50	SHAFT, ROCKER ARM IN
14	1	12871-14D50	SHAFT, ROCKER ARM EX
15	2	09164-12018	WASHER
16	2	09248-14005	PLUG, OIL GALLERY
17	2	09168-14004	.GASKET (14.1X18X1.5)
18	1	12941-14D02	SHAFT, DECOMPRESSION
19	1	09282-10014	OIL SEAL (10X17X6)
20	1	12942-14D01	LEVER, SHAFT
21	1	09448-18028-XC0	SPRING
22	1	08316-1008B	NUT
23	1	01550-0616A	BOLT
24	1	09168-06026	GASKET, DRAIN BOLT
25	2	12911-14D10	VALVE, INTAKE
26	2	12912-14D01	VALVE, EXHAUST
27	4	12920-06B00	SPRING SET, VALVE, IN
28	4	12931-27A01	RETAINER, SPRING
29	8	12932-27A00	COTTER, VALVE
30	4	12933-81400	SEAT, VALVE
31	4	09289-05011	OIL SEAL (4.5X10X8)

FIG. 8

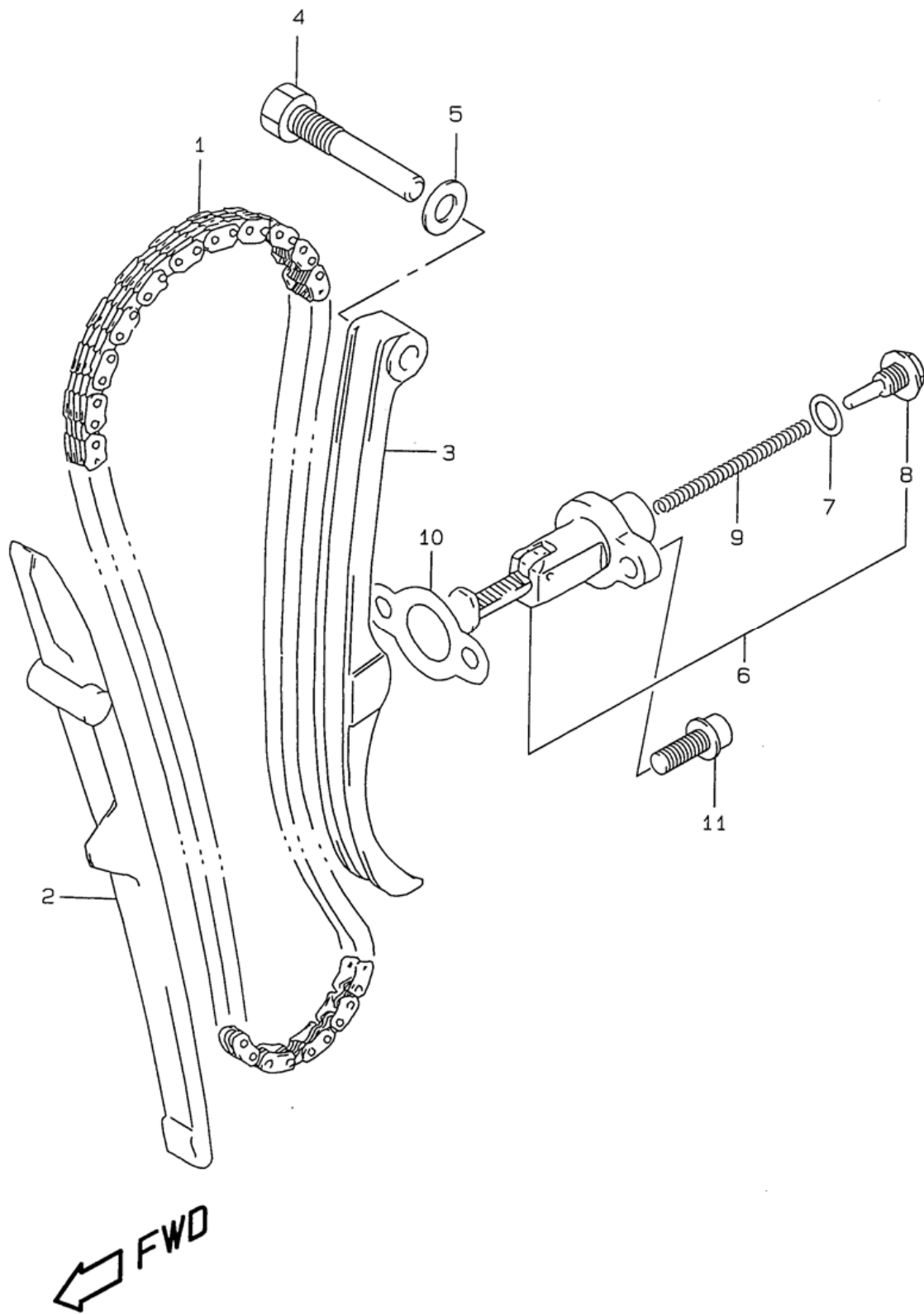


Table 8. CAM CHAIN

Reference Number	Quantity Required	Part Number	Description
1	1	12760-19B71	CHAIN, CAM (108LE)
2	1	12771-14D10	GUIDE, CAM CHAIN
3	1	12811-14D10	TENSIONER, CAM CHAIN
4	1	12812-32410	BOLT, CAM CHAIN TENSIONER
5	1	09168-08016	GASKET (8.2X14X1.0)
6	1	12830-29B11	ADJUSTER ASSY, TENSIONER
7	1	12832-02A00	.O RING
8	1	12834-26B00	.PLUG
9	1	12833-29B00	.SPRING
10	1	12837-19B10	GASKET
11	2	07120-0620B	BOLT

FIG. 9

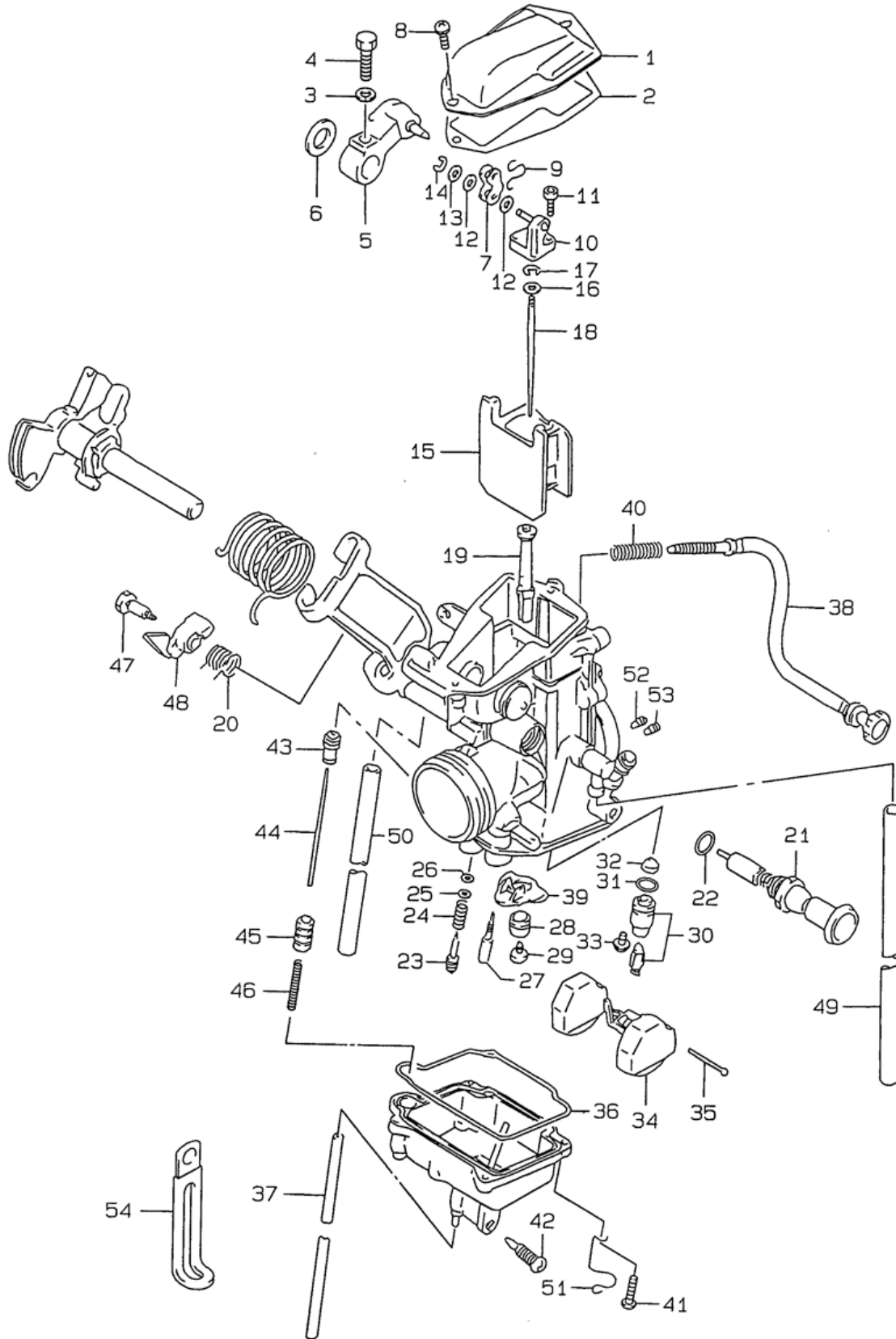


Table 9. CARBURETOR E3 E28

Reference Number	Quantity Required	Part Number	Description
	1	13200-14D03	CARBURETOR ASSY
1	1	13261-27A00	.CAP, TOP
2	1	13266-27A00	.GASKET
3	1	08321-0105A	WASHER,LOCK
4	1	01500-0516B	BOLT
5	1	13541-13E00	.LEVER SET, THROTTLE
6	1	13575-38200	.WASHER
7	1	13447-14A00	.PLATE
8	2	02112-34103	.SCREW
9	1	13446-14A00	.SPRING
10	1	13398-27A02	.CONNECTOR
11	2	02112-03123	.SCREW
12	2	13445-14A00	.GASKET
13-1	1	09160-04024	.WASHER (4.5X8X0.5)
13-2	1	09160-04024	.WASHER (4.5X8X0.5)
14	1	13415-38300	.E RING
15	1	13551-14D00	.VALVE, PISTON (CA:1.5)
16	1	13382-47010	..PLATE
17	1	13394-10010	.CLIP, NEEDLE
18	1	13383-14D00	.NEEDLE, JET (5FP96-3)
19	1	09494-00681	.JET, NEEDLE (P-8)
20	1	13494-14D00	.SPRING
21	1	13411-14D00	.PLUNGER ASSY
22	1	13374-46710	.O RING
23	1	13279-47070	.SCREW, PILOT (1,1/2)
24	1	13268-47070	.SPRING
25	1	13291-29900	.WASHER
26	1	13295-29900	.O RING
27	1	09492-35017	.JET, PILOT (37.5)
28	1	13331-13A00	.RING
29	1	09491-25011	.JET, MAIN (127.5)
30	1	13370-05530	.VALVE ASSY, NEEDLE
31	1	13374-35C00	.O RING
32	1	13376-19F00	.FILTER
33	1	13602-43410	.SCREW
34	1	13250-28A00	.FLOAT
35	1	13254-92311	.PIN, FLOAT
36	1	13251-27A00	.O RING
37	1	09352-30503-600	.HOSE
38	1	13267-14D00	.ADJUSTER
39-1	1	13331-13E00	.RING
39-2	1	13331-13E00	.RING
40	1	13268-14D00	.SPRING
41-1	3	13601-04148	.SCREW
41-2	1	02112-0416A	SCREW
42	1	13247-02340	.SCREW, DRAIN
43	1	13499-44500	.BOOT
44	1	13487-14D00	.ROD
45	1	13493-27A00	.PLUNGER
46	1	13271-09400	.SPRING
47	1	13613-14A00	.BOLT
48	1	13490-14A00	.LEVER
49	1	09352-50903-600	.HOSE (L:600->200L:600->175)
51	1	13692-19C00	.CLIP
52	1	09493-70009	.JET, MAIN AIR,0.7

FIG. 9

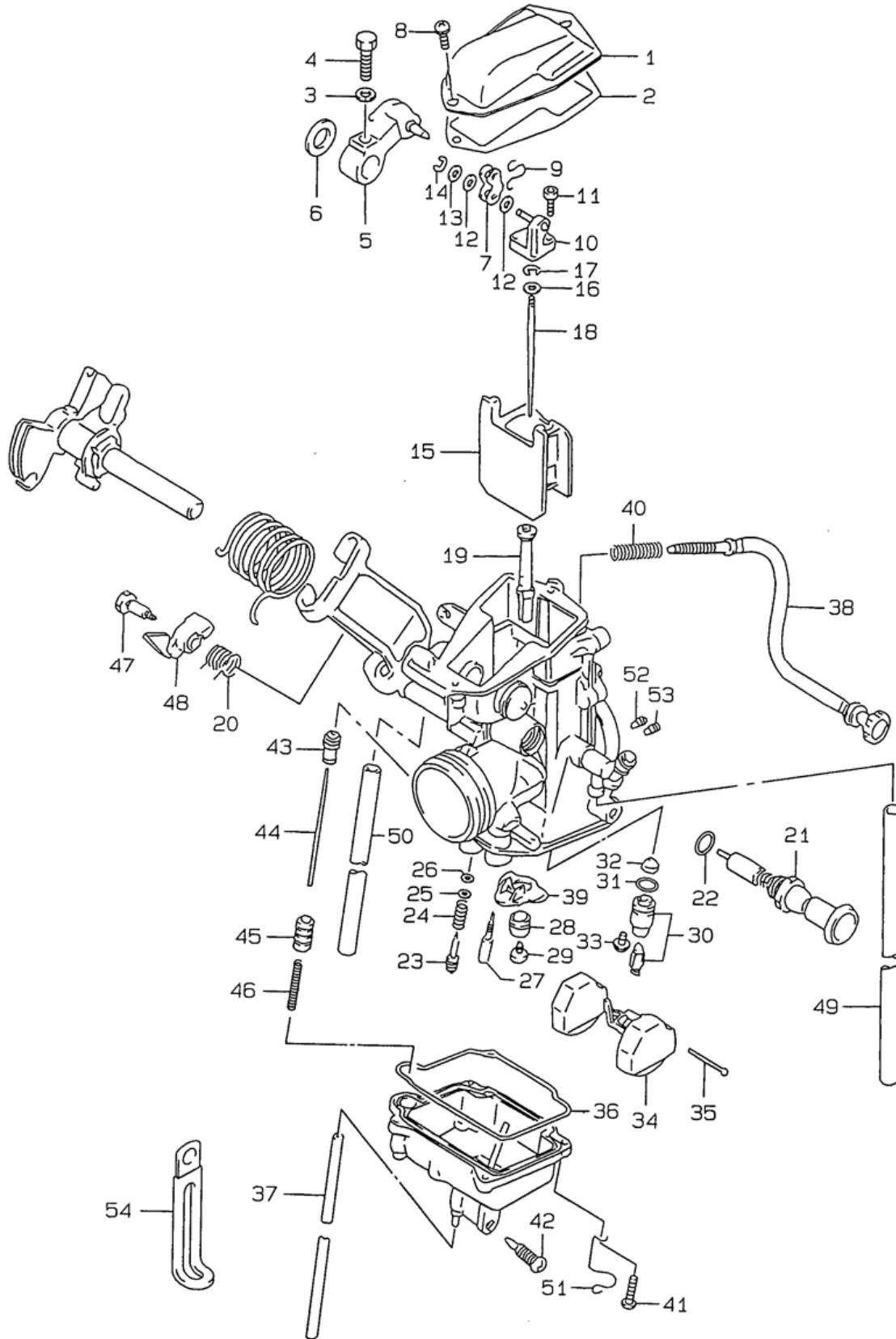


Table 9. CARBURETOR E3 E28 (continued)

Reference Number	Quantity Required	Part Number	Description
53	1	09493-22005	.JET, PILOT AIR (1.1)
54-1	1	09404-06432	.CLAMP, SW LEADS
54-2	1	09404-06432	.CLAMP, SW LEADS

FIG. 9A

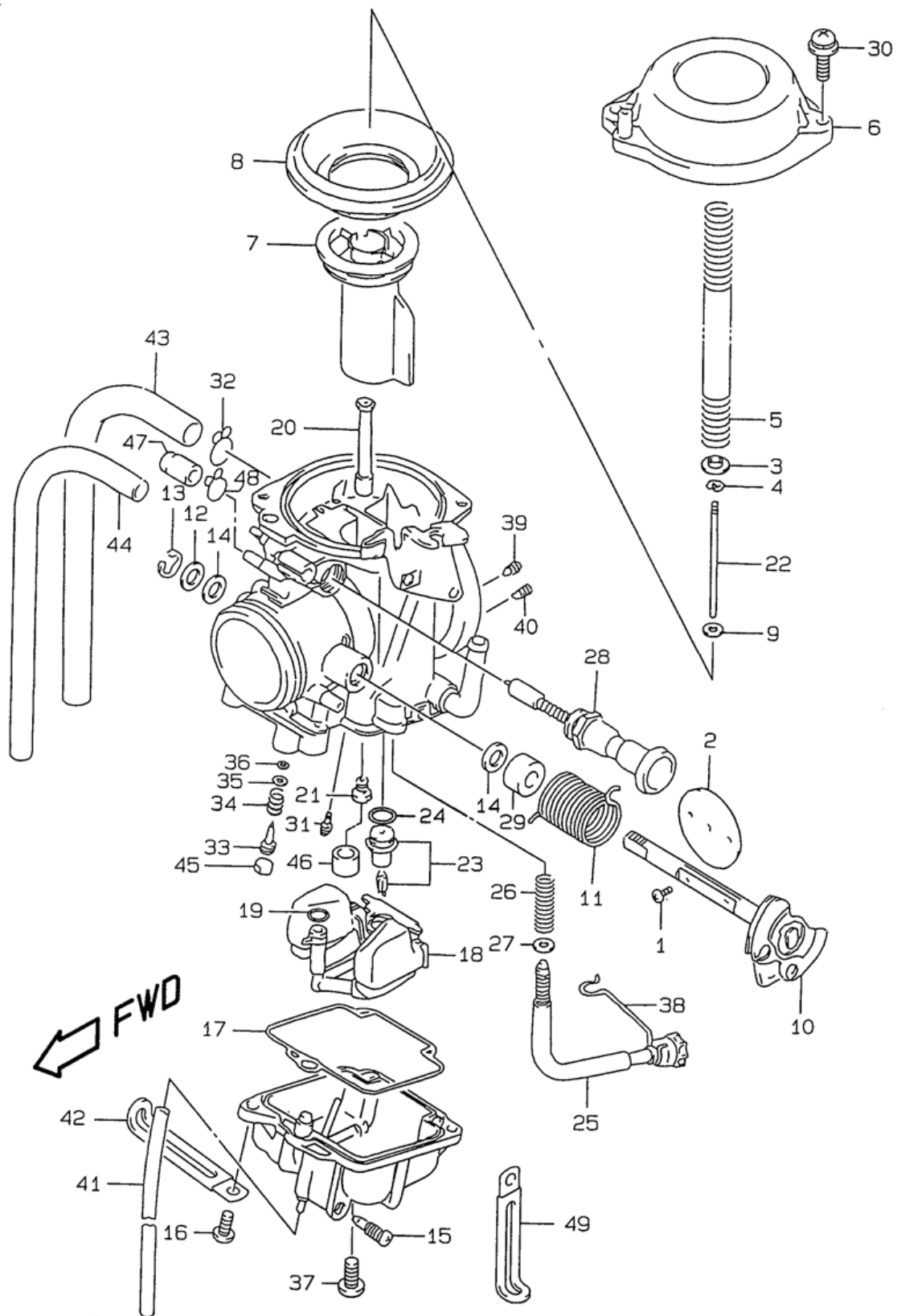


Table 9A. CARBURETOR E33

Reference Number	Quantity Required	Part Number	Description
	1	13200-14DB0	CARBURETOR ASSY
1	2	13604-44080	.SCREW
3	1	13382-42A00	.RING
4	1	13394-01D00	.E RING
5	1	13417-44B00	.SPRING
6	1	13502-01D00	.COVER, DIAPHRAGM
7	1	13551-44B10	.VALVE, PISTON
8	1	13507-44B00	.DIAPHRAGM
9	1	13387-47010	.RING
11	1	13268-31D00	.SPRING
12	1	13557-47070	.WASHER
13	1	13617-44080	.E RING
14	2	13556-44B00	.SEAL
15	1	13247-02340	.SCREW, DRAIN
16	2	02112-05127	SCREW
17	1	13258-44B00	.GASKET, FLOAT CHAMBER
18	1	13240-17E10	.FLOAT ASSY
19	1	13374-46710	.O RING
20	1	09494-00906	.JET, NEEDLE (P-1M)
21	1	09491-24013	.JET, MAIN (122.5)
22	1	13383-14D20	.NEEDLE, JET (5CD56-3)
23-1	1	13370-02D00	.VALVE ASSY, NEEDLE
23-2	1	13370-02D00	.VALVE ASSY, NEEDLE
24	1	13374-35C00	.O RING
25	1	13267-15E00	.ADJUSTER
26	1	13268-31210	.SPRING
27	1	13615-43010	.WASHER
28	1	13411-14E10	PLUNGER ASSY
29	1	13574-28A00	.RING
30	2	02112-7516A	SCREW
31	1	09492-35008	.JET, PILOT (35)
32	1	09401-10410	CLIP
33	1	13279-47070	.SCREW, PILOT (1,1/2)
34	1	13268-47070	.SPRING
35	1	13291-29900	.WASHER
36	1	13295-29900	.O RING
37	1	02112-05087	.SCREW
38	1	13671-15D60	.CLIP
39	1	09493-24007	.JET, AIR (1.2)
40	1	09493-60004	.JET, MAIN AIR (0.6)
41	1	09352-30503-600	.HOSE
42-1	1	09404-06208	CLAMP
42-2	1	09404-06434	CLAMP (L:95)
43	1	09352-70113-600	HOSE (SILENCER TO IAC)
44	1	09355-45855-600	.HOSE (4.5X8.5X600)
45	1	13281-05A00	.PLUG
46	1	13424-14D00	.RING
47	1	13508-17C00	.CAP
48	1	13671-05A40	.CLIP
49-1	1	09404-06432	.CLAMP, SW LEADS
49-2	1	09404-06432	.CLAMP, SW LEADS

FIG. 10

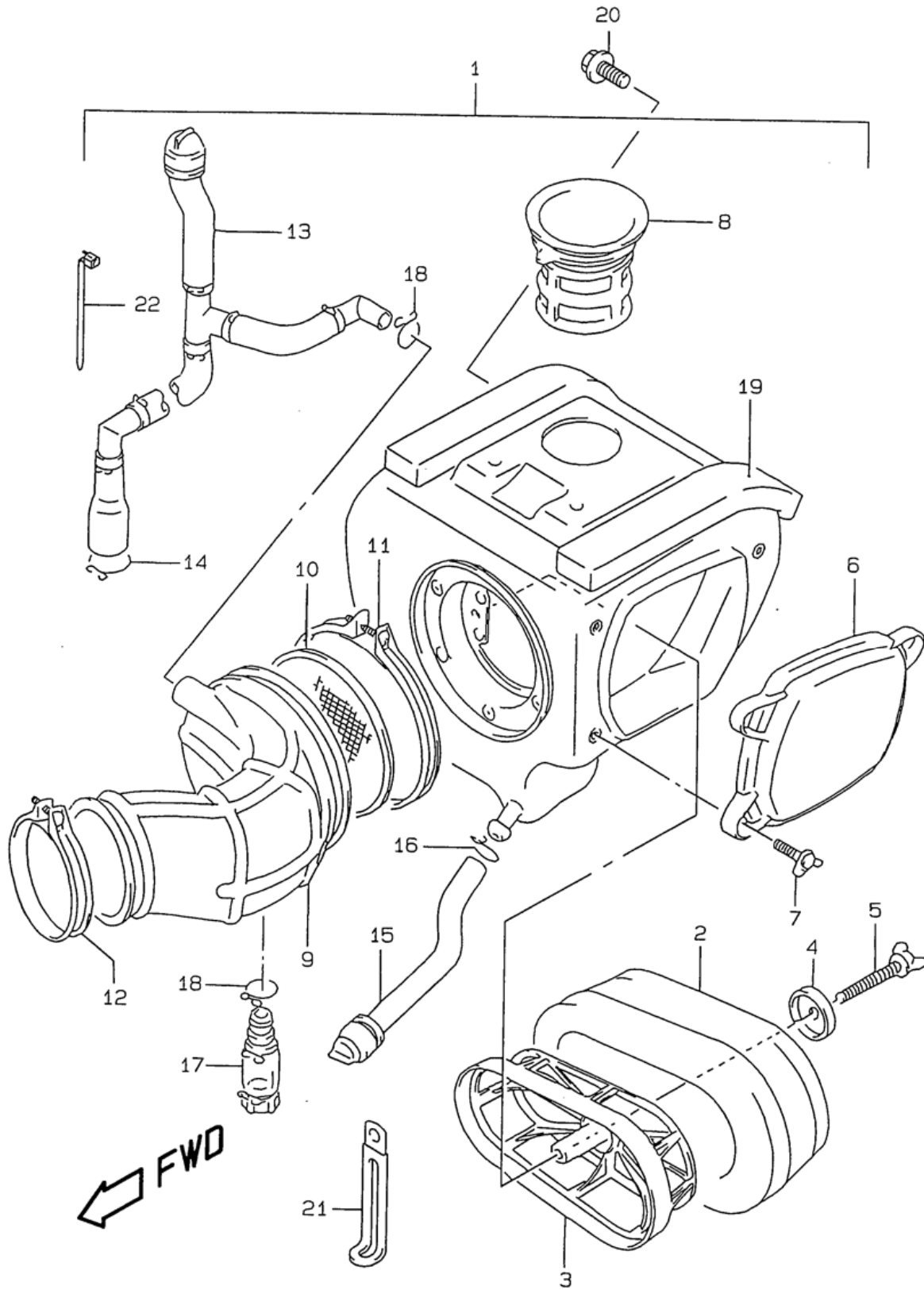


Table 10. AIR CLEANER E3 E28

Reference Number	Quantity Required	Part Number	Description
1	1	13700-14D50	CLEANER ASSY, AIR
2	1	13780-14D02	.FILTER
3	1	13791-14D00	.HOLDER, FILTER
4	1	13792-13A01	.WASHER, FILTER
5	1	13831-02B00	.BOLT, WING
6	1	13740-14D00	.CAP, AIR CLEANER
7	3	02142-05207	.SCREW
8	1	13891-14D02	.TUBE, INLET
9	1	13881-14D03	.TUBE, OUTLET
10	1	13810-14D02	.TRAP, FRAME
11	1	13826-14D01	.CLAMP (CLEANER SIDE)
12	1	09402-56901	CLAMP
13	1	13850-14D50	.TUBE, BREATHER
14	1	09401-14301	.CLIP
15	1	13870-14D20	.TUBE, DRAIN, A
16	1	09401-14301	.CLIP
17	1	13870-11458	.TUBE, DRAIN
18	2	09401-14301	.CLIP
19	1	13736-14D00	.CUSHION
20	3	01550-0612A	BOLT
21-1	1	09404-08419	CLAMP (L:97)
21-2	1	09404-08207	CLAMP
22	1	09407-18402	CLAMP (L:165)

FIG. 10A

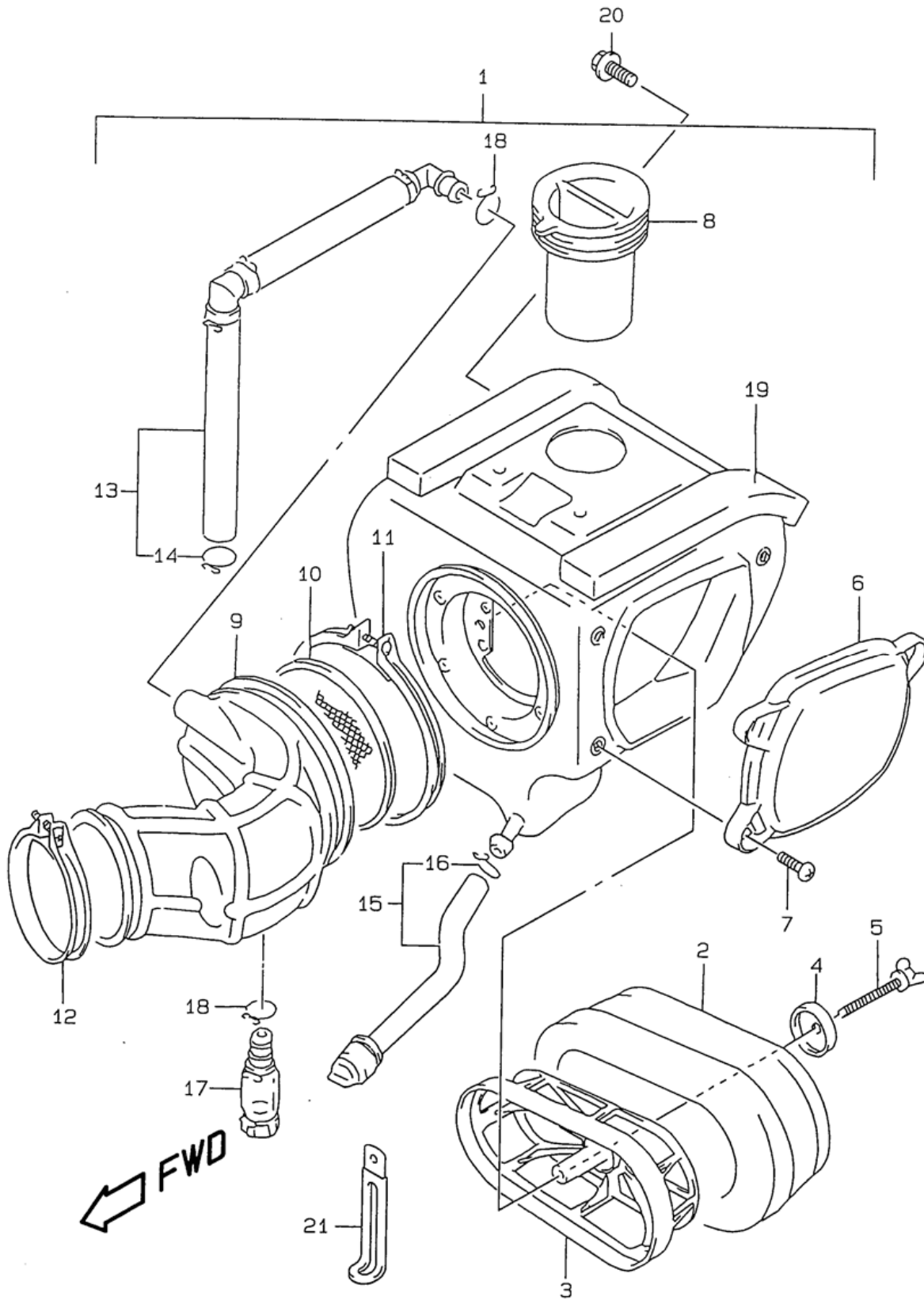


Table 10A. AIR CLEANER E33

Reference Number	Quantity Required	Part Number	Description
1	1	13700-14D40	CLEANER ASSY, AIR
2	1	13780-14D02	.FILTER
3	1	13791-14D00	.HOLDER, FILTER
4	1	13792-13A01	.WASHER, FILTER
5	1	13831-02B00	.BOLT, WING
6	1	13740-14D00	.CAP, AIR CLEANER
7	3	02142-05207	.SCREW
8	1	13891-14D10	.TUBE, INLET
9	1	13881-14D30	.TUBE, OUTLET
10	1	13810-14D02	.TRAP, FRAME
11	1	13826-14D01	.CLAMP (CLEANER SIDE)
12	1	09402-66208	CLAMP
13	1	13850-14D41	.TUBE, BREATHER
14	1	09401-14301	.CLIP
15	1	13870-14D20	.TUBE, DRAIN, A
16	1	09401-14301	.CLIP
17	1	13870-11458	.TUBE, DRAIN
18	2	09401-14301	.CLIP
19	1	13736-14D20	.CUSHION
20	3	01550-0612A	BOLT
21-1	1	09404-08419	CLAMP (L:97)
21-2	1	09404-08207	CLAMP

FIG. 11

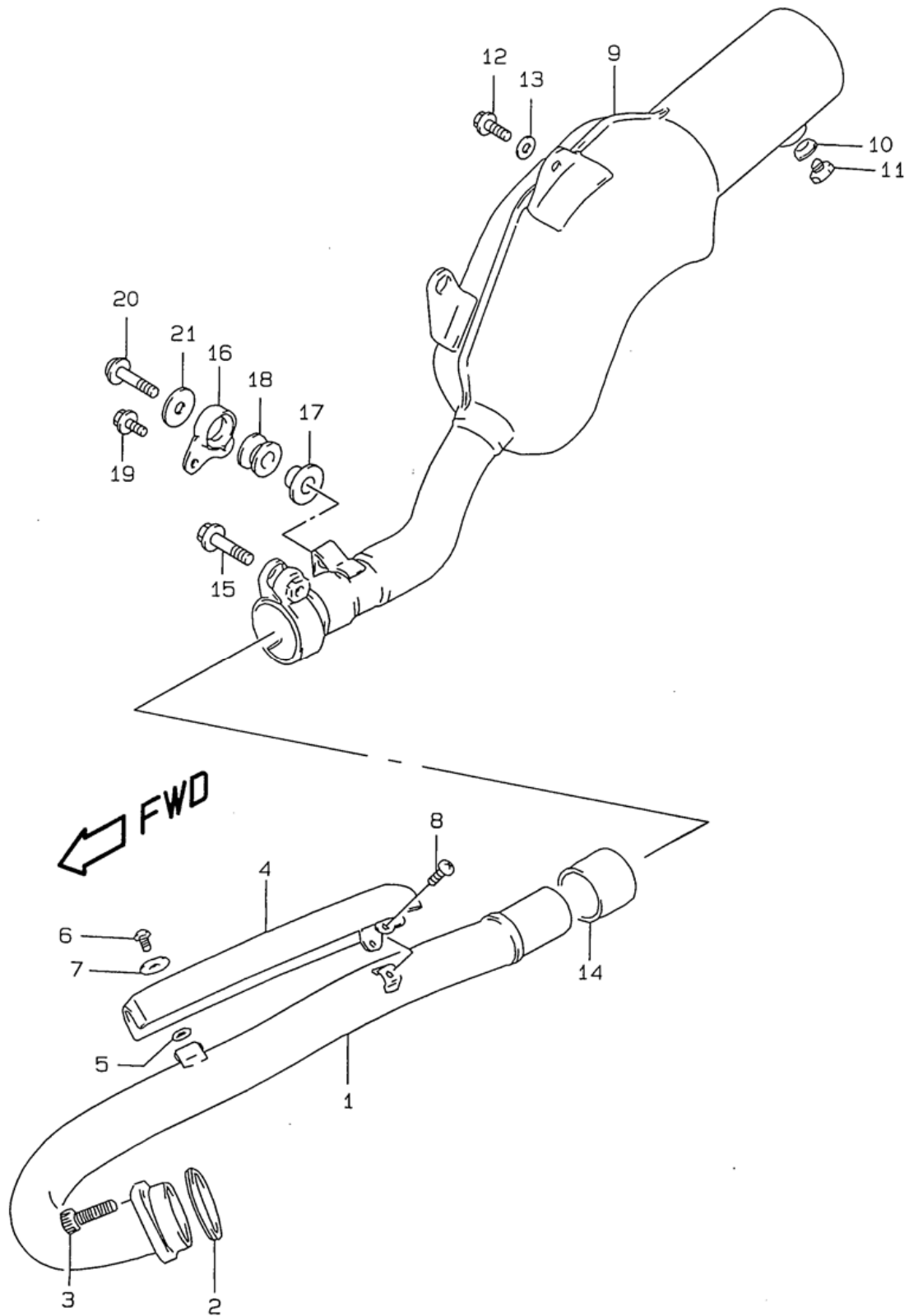


Table 11. MUFFLER

Reference Number	Quantity Required	Part Number	Description
1	1	14150-14E00	PIPE, EXHAUST
2	1	14181-40C00	GASKET, EXHAUST PIPE
3	2	07130-0825B	BOLT, SPEED ROTOR
4	1	14180-14D10	COVER, EXHAUST PIPE
5	1	09168-06120	.GASKET (5.8X13X1.4)
6	1	09139-06076	SCREW, EXHAUST COVER
7	1	09160-06056	WASHER (6.5X18X1)
8	2	02142-0508A	SCREW
9-1	1	14310-14D44-H01	MUFFLER ASSY
9-2	1	14310-14D44-H01	MUFFLER ASSY
10	2	09168-12002	GASKET, OIL LEVEL PLUG
11	2	09247-12103	PLUG, TDC
12	2	09103-08286	BOLT, REAR
13	2	09160-08039	WASHER
14	1	14771-13E00	CONNECTOR
15	1	01550-0835A	BOLT
16	1	14770-14D01	DAMPER, JOINT
17	1	09180-08151	SPACER (8.6X12X17.5)
18	1	09320-12043	CUSHION
19	2	09103-06285	BOLT
20	1	09103-08197	.BOLT, REAR FINAL GR
21-1	1	09160-08135	WASHER (8.5X28X1.6)
21-2	1	09160-08135	WASHER (8.5X28X1.6)

FIG. 12

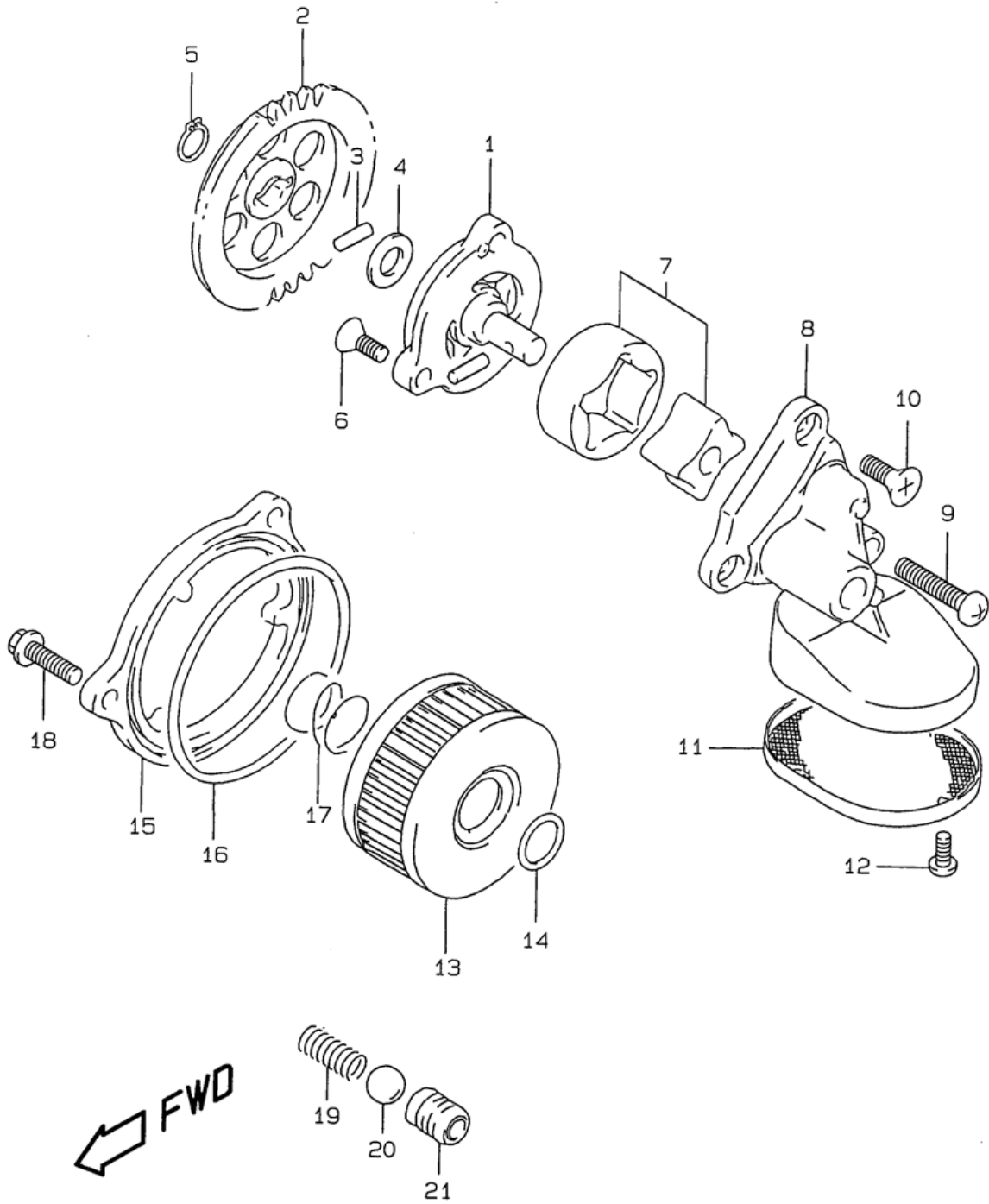


Table 12. OIL PUMP

Reference Number	Quantity Required	Part Number	Description
1	1	16400-14D01	PUMP ASSY, ENGINE OIL NO.1
2	1	16331-14D01	GEAR, DRIVEN (NT:47)
3	2	09261-04009	PIN
4	1	09181-10158	WASHER
5	1	08331-3110A	CIRCLIP
6	3	02122-0616A	.SCREW
7	1	16410-14D00	ROTOR SET, OIL PUMP
8	1	16431-14D01	COVER, OIL PUMP NO.2
9	1	02112-0630A	SCREW
10	2	02122-0616A	.SCREW
11	1	16520-14D00	STRAINER, ENGINE OIL
12	3	02112-0510A	.SCREW
13	1	16510-38240	FILTER, ENGINE OIL
14	1	09280-15007	O RING (D:2.4 ID:15.8)
15	1	16512-14D00	CAP, OIL FILTER
16	1	09280-72001	O RING (D:2.4, ID:73)
17	1	09440-21006	SPRING
18	3	01547-0620B	BOLT, THERMOSTAT COVER
19	1	09440-07073	SPRING
20	1	06111-12004	BALL
21	1	16442-14D00	SEAT, OIL CHECK VALVE

FIG. 13

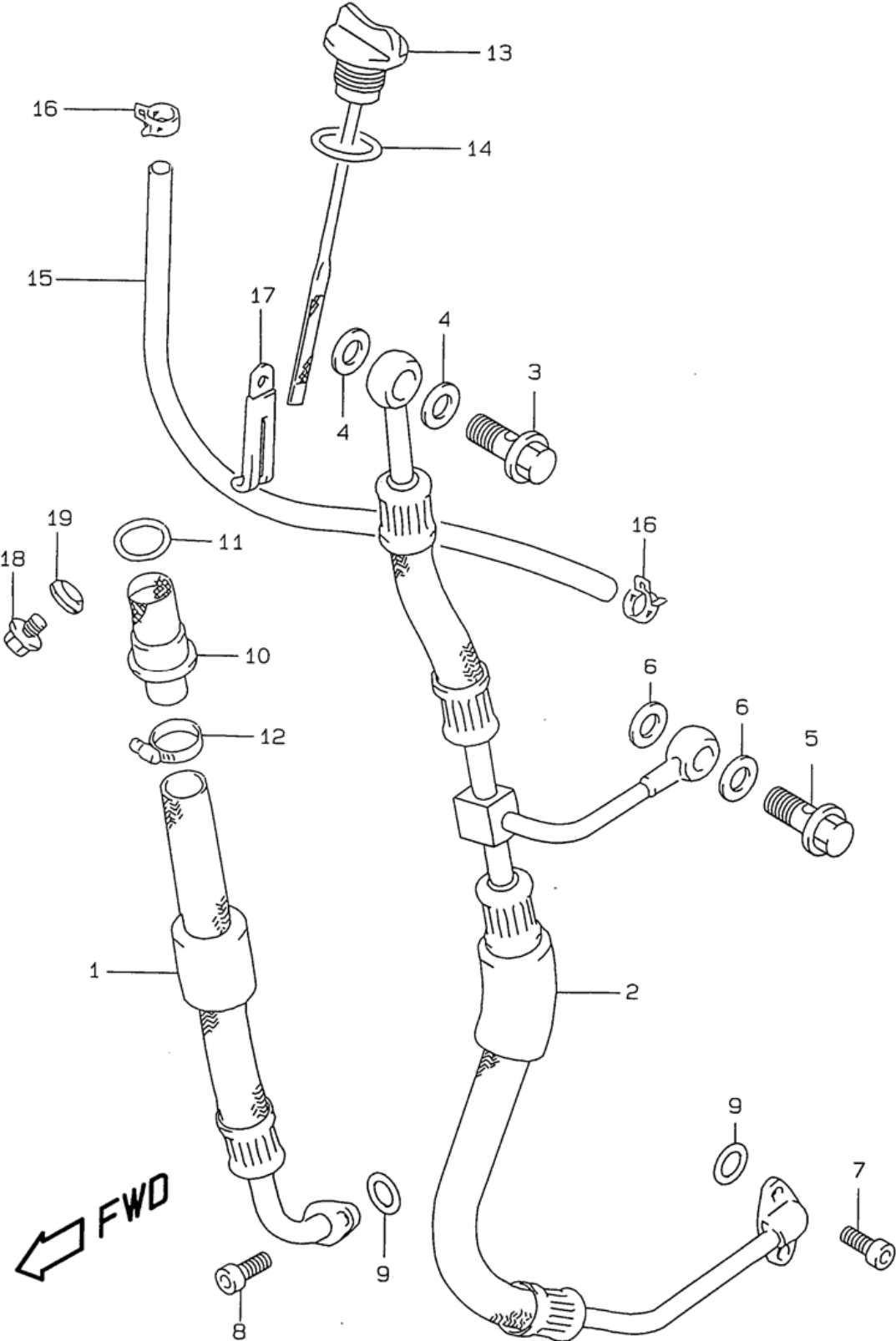


Table 13. OIL HOSE

Reference Number	Quantity Required	Part Number	Description
1	1	16460-14D03	HOSE, OIL TANK INLET
2	1	16470-14D51	HOSE, OIL TANK OUTLET
3	1	09360-16002	BOLT, UNION (16X32)
4-1	2	09168-16003	GASKET (16X22X2.0)
4-2	2	09168-16002	GASKET (16X22X2.0)
5	1	09360-12008	UNION
6	2	09168-12017	GASKET
7	2	07130-0616A	.BOLT, PISTON JET VALVE
8	2	07130-0620B	BOLT
9	2	09280-12008	O RING (D:2.4,ID:12.3)
10	1	16550-14D02	STRAINER, FRAME HEAD UNDER
11	1	09280-22008	O RING (D:3.1,ID:22.7)
12	1	09402-22511	CLAMP
13	1	16560-14D01	GAUGE, OIL LEVEL
14	1	09280-17003	O RING, OIL FILLER CAP
15	1	16480-47D00	HOSE, OIL OVER FLOW
16	2	09401-11415	CLIP
17-1	1	09404-06432	.CLAMP, SW LEADS
17-2	1	09404-06432	.CLAMP, SW LEADS
18	1	09247-10008	PLUG, OIL GALLERY
19	1	09168-10002	GASKET, OIL GALLERY PLUG

FIG. 14

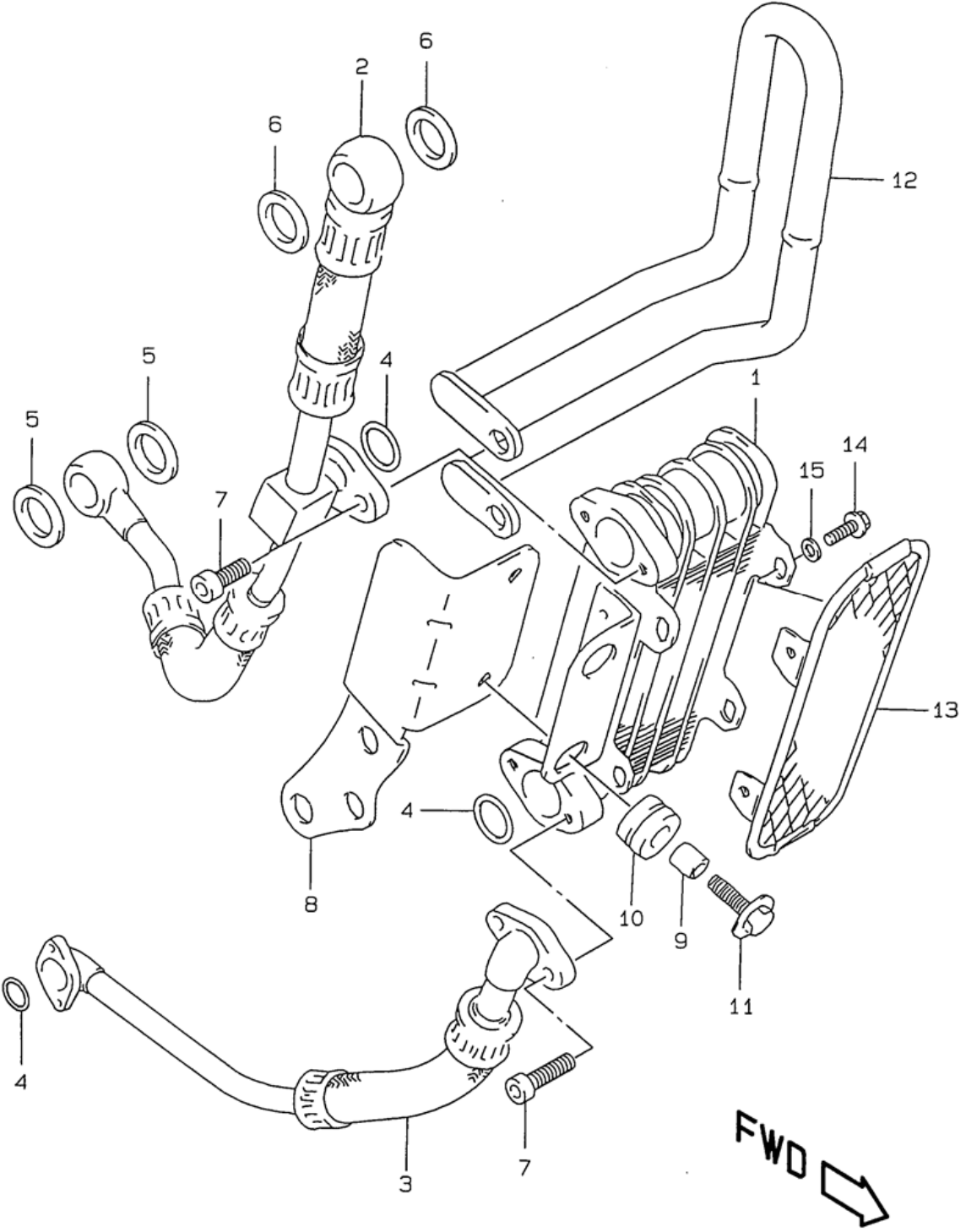


Table 14. OIL COOLER (OPTIONAL)

Reference Number	Quantity Required	Part Number	Description
1	1	16600-14D00	.OIL COOLER
2	1	16450-14D00	.HOSE, OIL COOLER, UPPER
3	1	16490-14D00	.HOSE, OIL COOLER, LOWER
4	3	09280-12008	O RING (D:2.4,ID:12.3)
5	2	09168-12017	GASKET
6-1	2	09168-16003	GASKET (16X22X2.0)
6-2	2	09168-16002	GASKET (16X22X2.0)
7	4	07130-0616A	.BOLT, PISTON JET VALVE
8	1	16620-14D00	.BRACKET
9	2	09180-06310	.SPACER
10	2	09320-10015	CUSHION
11	2	09116-06115	BOLT
13	1	16650-14D00	.BUMPER, OIL COOLER
14	4	01547-05103	BOLT, GUIDE
15	4	08321-0105A	WASHER,LOCK

FIG. 15

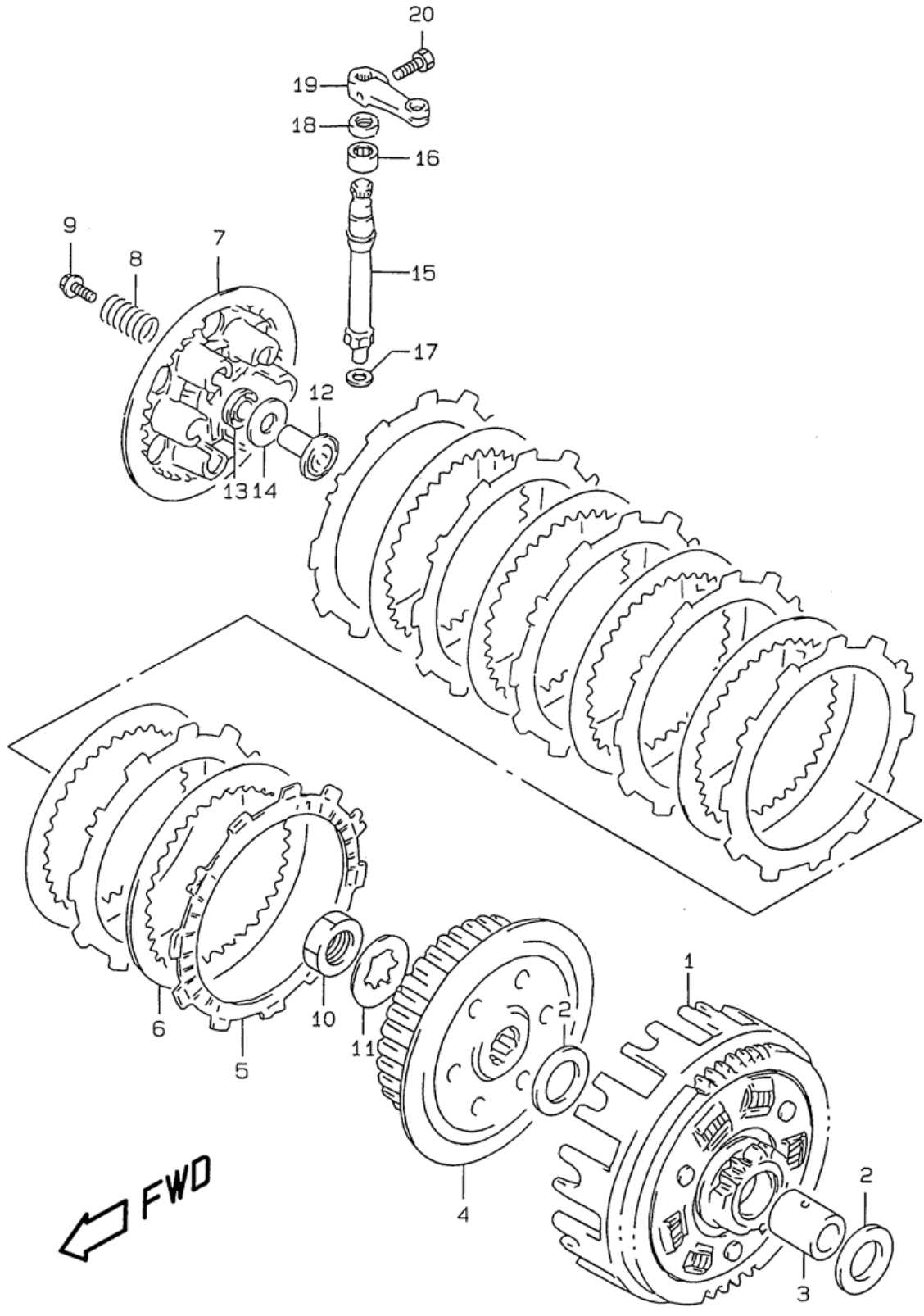


Table 15. CLUTCH

Reference Number	Quantity Required	Part Number	Description
1	1	21200-15D21	GEAR ASSY, PRIMARY DRIVEN
2	2	08211-20363	THRUST WASHER
3	1	09180-20109	SPACER (20X25X29)
4	1	21410-14D00	HUB, SLEEVE
5	7	21441-12D01	PLATE, DRIVE NO.1
6	6	21451-28C31	PLATE, CLUTCH DRIVEN (T:1.6)
7	1	21462-00B02	DISC, PRESSURE
8	6	09440-15014	SPRING
9-1	6	09116-05020	BOLT, CLUTCH REACTION (5X16)
9-2	6	09116-05020	BOLT, CLUTCH REACTION (5X16)
10	1	09140-20001	NUT
11	1	09167-20009	WASHER
12-1	1	23165-44B01	RACK
12-2	1	23165-44B01	RACK
13	1	09263-10016	THRUST BEARING (10X24X2.0)
14	1	08211-10241	WASHER, BRG THR
15	1	23261-14D02	PINION (NT:12)
16	1	09263-12024	BEARING, CL RLSE UP
17	1	09181-08139	WASHER, GEAR SHIFT ARM
18	1	09285-10004	OIL SEAL (10X17X5)
19	1	23271-20902	ARM, CL RLSE
20	1	01500-0616A	BOLT

FIG. 16

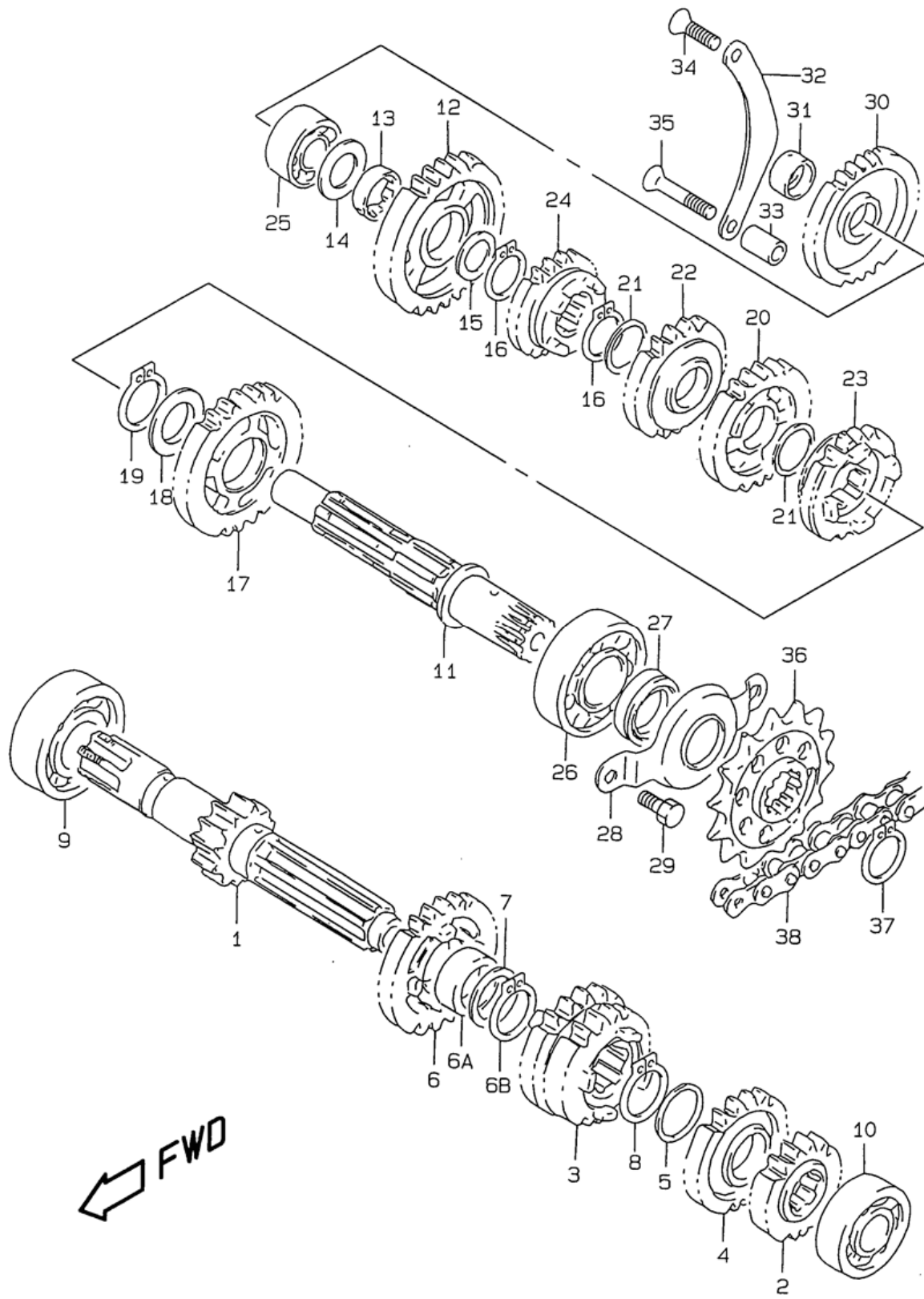


Table 16. TRANSMISSION

Reference Number	Quantity Required	Part Number	Description
1	1	24120-14D03	COUNTERSHAFT (NT:12)
2-1	1	24221-14D01	GEAR, 2ND DRIVE (NT:15)
2-2	1	24221-14D01	GEAR, 2ND DRIVE (NT:15)
3	1	24231-14D00	GEAR, 3RD/4TH DRIVE (NT:18/18)
4	1	24251-14D00	GEAR, 5TH DRIVE (NT:21)
5	1	09181-22111	SHIM
6	1	24261-14D02	GEAR, 6TH DRIVE (NT:23)
6A	1	09300-22008	BUSH (22X27X0.5)
6B	1	08331-3122A	CIRCLIP, FINAL DRIVEN
7	1	09181-22167	WASHER, 6TH DRIVE
8	1	09380-22006	CIRCLIP
9	1	09262-20145	BEARING, 20X52X1
10	1	09262-17027	BEARING, CNTR SHAFT LH
11	1	24130-14D14	DRIVESHAFT
12	1	24311-15D00	GEAR, 1ST DRIVEN (NT:30)
13	1	24312-14D00	BUSH, 1ST DRIVEN GEAR
14	1	08211-17322	THRUST WASHER
15	1	09181-22167	WASHER, 6TH DRIVE
16	2	09380-22006	CIRCLIP
17	1	24320-14D00	GEAR, 2ND DRIVEN (NT:26)
18	1	09181-25167	WASHER, 5TH DRIVE
19	1	09380-25010	CIRCLIP
20	1	24331-14D01	GEAR, 3RD DRIVEN (NT:24)
21	2	09181-22139	WASHER (22X28X1.0)
22	1	24341-14D00	GEAR, 4TH DRIVEN (NT:20)
23-1	1	24351-14D01	GEAR, 5TH DRIVEN (NT:20)
23-2	1	24351-14D01	GEAR, 5TH DRIVEN (NT:20)
24	1	24361-14D01	GEAR, 6TH DRIVEN (NT:19)
25	1	09267-17003	BEARING (17X40X17.5)
26	1	09262-22024	BEARING, DRIVE SHAFT, LH
27	1	09283-22025	OIL SEAL (22X34X7)
28	1	24751-14D00	RETAINER, DRIVE SHAFT OIL SEA
29	2	01500-0612A	BOLT
30	1	26261-14D10	GEAR, KICK STARTER IDLE
31	1	26262-14D00	BUSH, KICK STARTER
32	1	26264-14D00	RETAINER
33	1	09180-06314	SPACER (6.5X12X21)
34	1	02122-0616A	.SCREW
35	1	02122-06353	SCREW
36	1	27511-14320	SPROCKET (NT:15)
37	1	09380-22012	CIRCLIP, SPROCKET
38	1	27600-14A10-110	CHAIN, DRIVE (DID520VX110LE)

FIG. 17

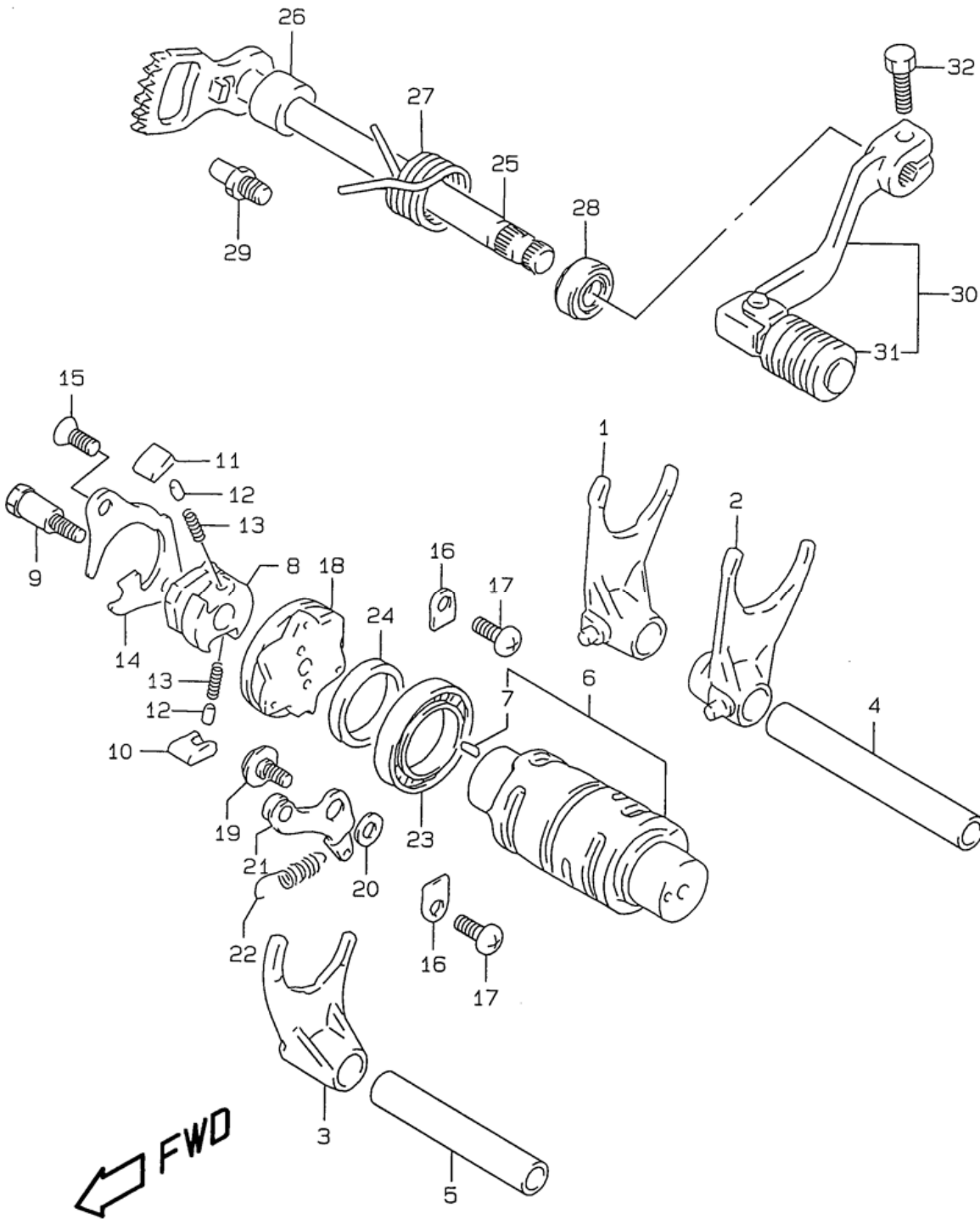


Table 17. GEAR SHIFTING

Reference Number	Quantity Required	Part Number	Description
1	1	25211-14D02	FORK, GEAR SHIFT NO.1
2	1	25221-14D03	FORK, GEAR SHIFT NO.2
3	1	25231-14D02	FORK, GEAR SHIFT NO.3
4	1	25411-37F20	SHAFT, GEAR FORK, NO.1
5	1	25421-14D00	SHAFT, GEAR SHIFT FORK (L:70)
6	1	25310-14D01	CAM
7	2	04221-04089	PIN
8-1	1	25322-31310	GEAR, GEAR SHIFT CAM DRIVEN
8-2	1	25322-31310	GEAR, GEAR SHIFT CAM DRIVEN
9	1	25312-38A00	PIN, SHIFT CAM
10	1	25323-34201	PAWL, GEAR SHIFT, NO.1
11	1	25324-34201	PAWL, GEAR SHIFT, NO.2
12	2	09261-05003	PIN, SHIFT POLE (5X8)
13	2	09440-04003	SPRING, SHIFT PAWL RETURN
14	1	25331-14D00	LIFTER, PAWL
15	2	02122-0612A	SCREW
16	2	24741-21A00	RETAINER, SHIFT CAM BEARING
17	2	02112-0612A	SCREW
18	1	25380-14D01	PLATE, STOPPER
19	1	09111-06041	BOLT (6X14.3)
20	1	08211-06141	WASHER
21	1	25350-14D01	STOPPER, CAM
22	1	09443-09026	SPRING
23	1	08113-69050	BEARING, SHIFT CAM
24	1	09160-25068	WASHER (25X32X5.3)
25	1	25510-14D01	SHAFT, GEAR SHIFTING
26	1	09180-12068	SPACER (12X20X15.3)
27	1	09444-26004	SPRING
28	1	09285-12006	OIL SEAL (12X22X9)
29	1	25671-36A00	STOPPER, GEAR SHIFT
30	1	25600-15D30	LEVER, GEAR SHIFTING
31	1	25652-03D00	.RUBBER, GEAR PEDAL
32	1	01500-0620A	BOLT, GEAR SHIFT LINK ARM

FIG. 18

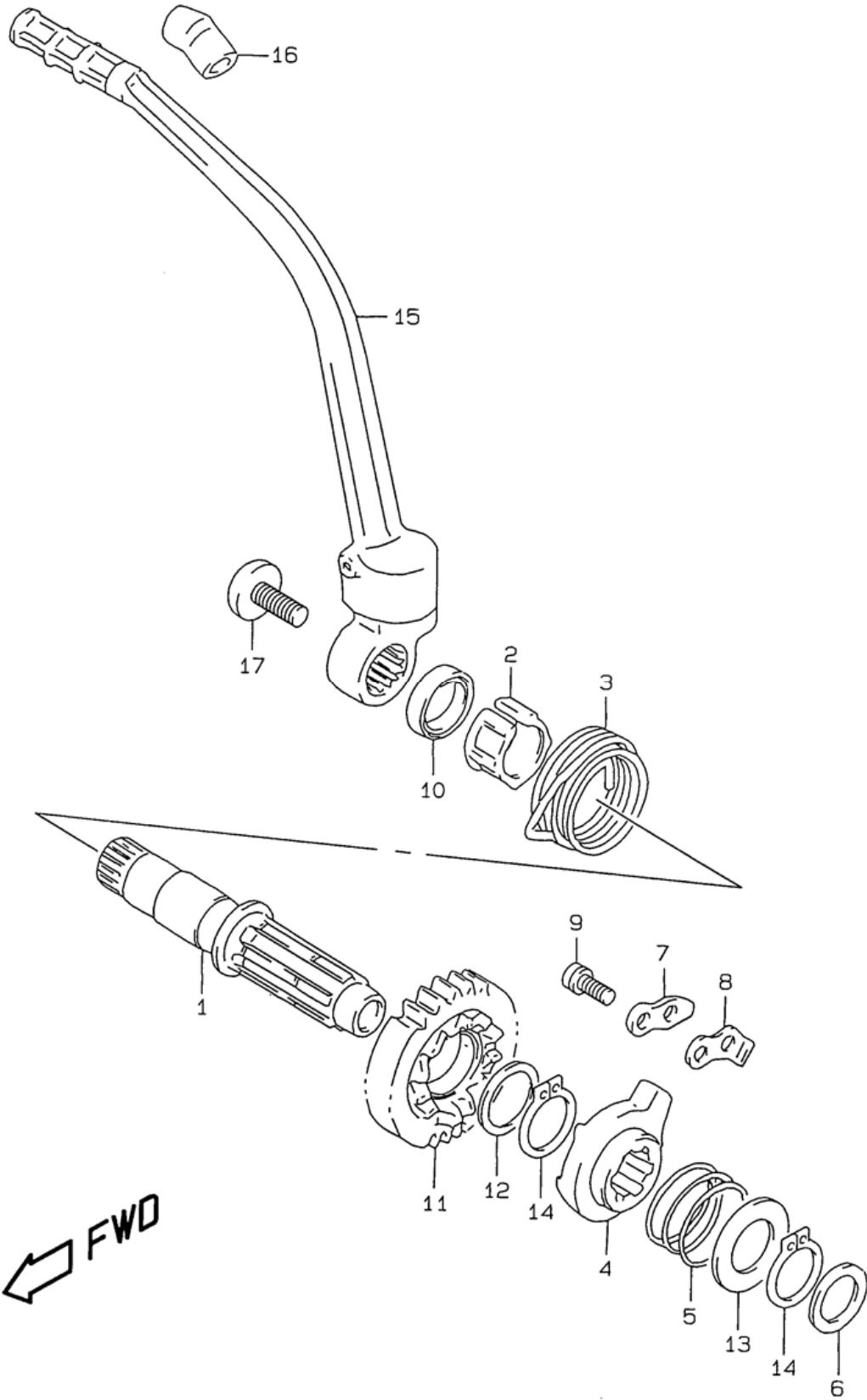
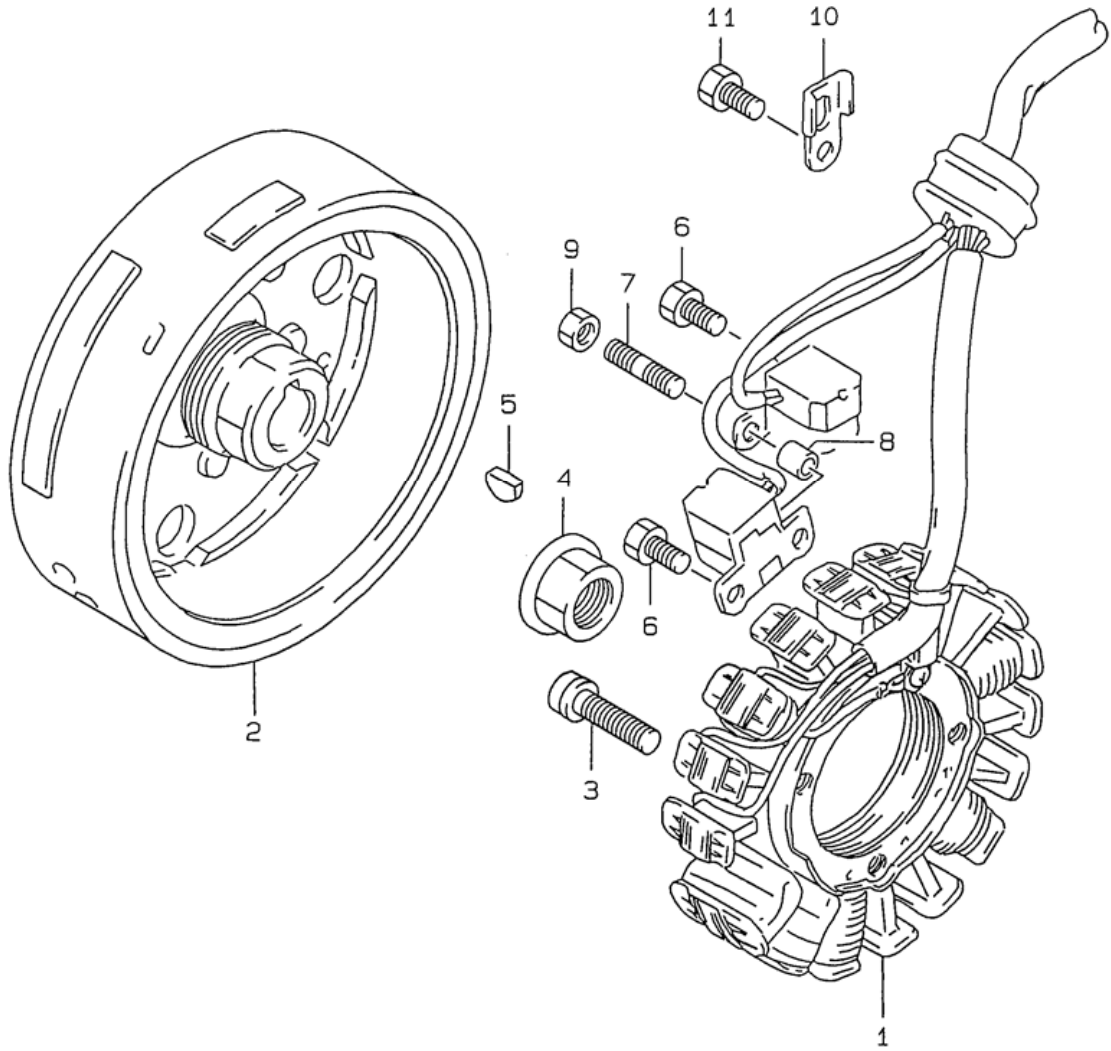


Table 18. KICK STARTER

Reference Number	Quantity Required	Part Number	Description
1	1	26211-14D03	SHAFT, KICK STARTER
2	1	26221-22A00	GUIDE, KICK SHAFT SPRING
3	1	09448-50001	SPRING, KICK STARTER SHAFT
4	1	26231-14D21	STARTER, KICK
5	1	09440-32002	SPRING, KICK STARTER
6	1	09181-17167	WASHER (17X26X1)
7	1	26232-14500	GUIDE, KICK STARTER
8	1	26233-14500	STOPPER, KICK STARTER
9	2	07130-0612A	BOLT, PISTON COOLING JET
10	1	09283-20044	SEAL, KICK (20X27X6)
11	1	26240-14D20	GEAR, KICK STARTER (NT:23)
12	1	09181-22139	WASHER (22X28X1.0)
13	1	09181-22251	WASHER (22X36X1.0)
14	2	09380-22006	CIRCLIP
15	1	26300-14D11	LEVER, KICK STARTER
16	1	26312-14D00	.COVER
17	1	09106-08102	BOLT (8X14)

FIG. 19



← FWD

Table 19. MAGNETO

Reference Number	Quantity Required	Part Number	Description
1	1	32101-14D20	STATOR ASSY
2	1	32102-14D30	ROTOR
3	3	07130-0625B	BOLT
4	1	09159-14015	NUT, MAGNETO ROTOR
5	1	09420-04008	KEY
6	2	09100-05019	BOLT (5X10)
7	1	09108-05014	STUD BOLT
8	1	09180-05053	SPACER (5.5X9.5X6.5)
9	1	08310-0005A	NUT
10	1	31497-45000	CLAMP, GEAR SHIFT
11	1	09100-05019	BOLT (5X10)

FIG. 20

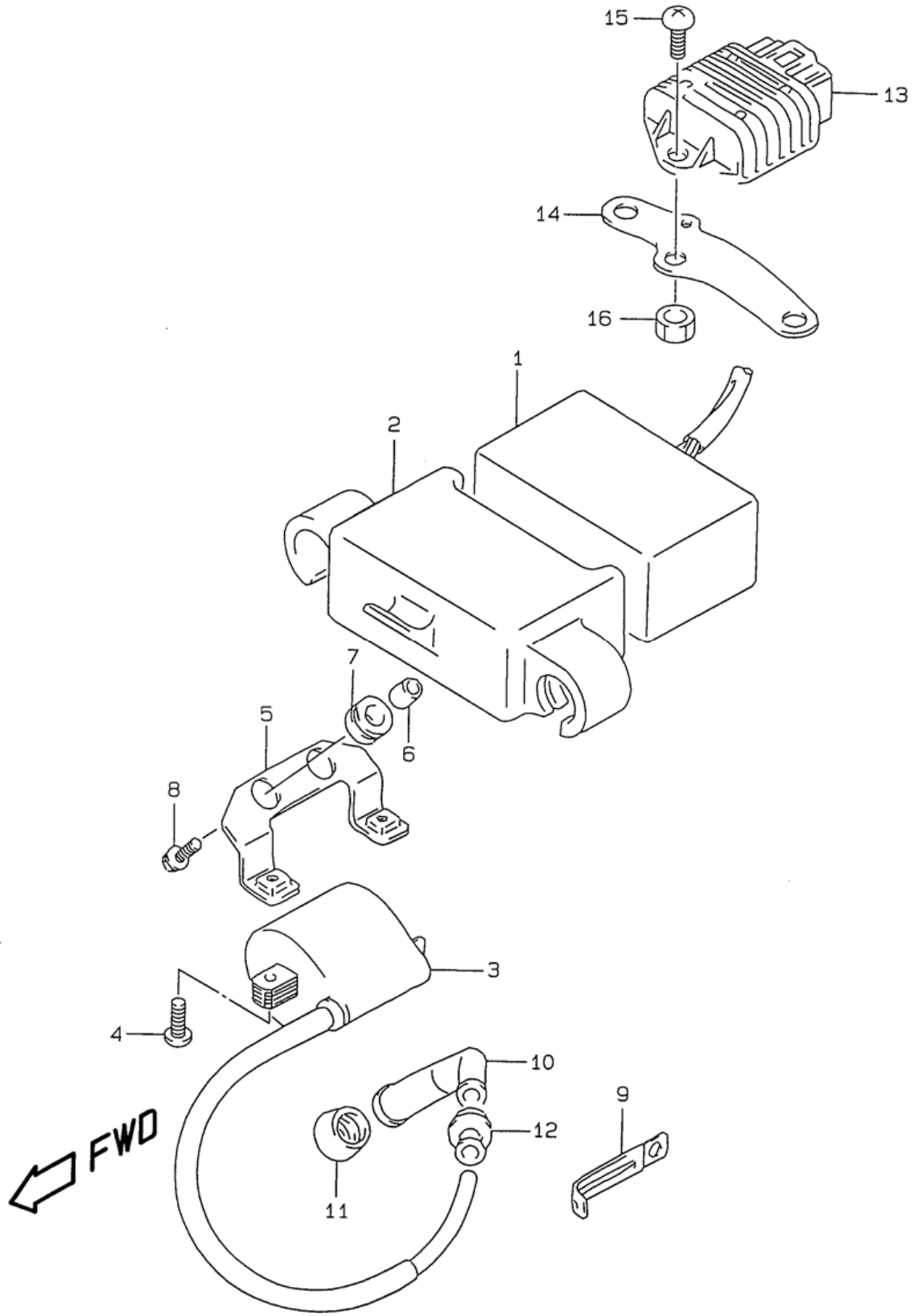


Table 20. ELECTRICAL

Reference Number	Quantity Required	Part Number	Description
1	1	32900-14D30	CDI UNIT
2	1	32980-14D00	CUSHION
3	1	33410-14D00	COIL ASSY, IGNITION
4	2	02112-0620A	SCREW
5	1	33416-14D00	BRACKET, IGNITION COIL
6	2	09180-06258	SPACER (6.5X9X6.7)
7	2	09320-09036	CUSHION
8	2	01560-0616A	BOLT
9-1	1	09404-06432	.CLAMP, SW LEADS
9-2	1	09404-06432	.CLAMP, SW LEADS
10	1	33510-43010	CAP, SPARK PLUG OUTER
11	1	33541-47D00	SEAL, SPARK PLUG CAP (SIDE)
12	1	33542-38B00	SEAL, HIGH TENSION CORD
13	1	32500-14D00	REGULATOR
14	1	32511-14D00	BRACKET, REGULATOR
15	1	02142-0612A	SCREW
16	1	08310-0006A	NUT, NO.1

FIG. 21

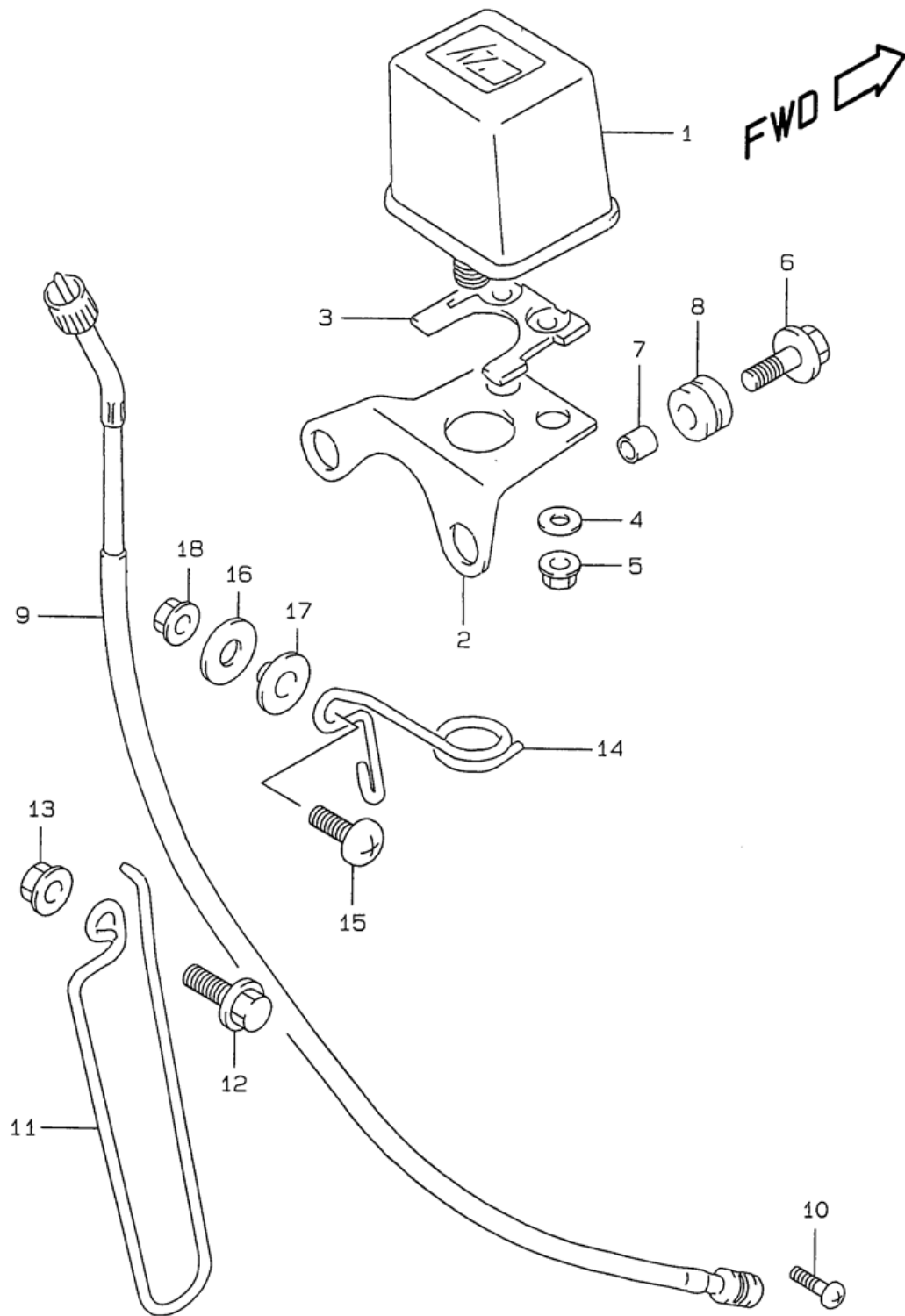


Table 21. TRIP METER

Reference Number	Quantity Required	Part Number	Description
1-1	1	34721-05D20	TRIP METER (MILE/KILO)
1-2	1	34721-05D30	TRIP METER (KILO)
2	1	34725-14D00	BRACKET
3	1	34726-05D20	CUSHION
4	2	09160-04017	WASHER (4.3X13X0.8)
5	2	08310-00047	NUT
6	2	09118-06086	BOLT, TRIP METER (6X25)
7	2	09180-06248	SPACER (6.1X8X9.5)
8	2	09320-08501	CUSHION
9	1	34910-32E00	CABLE ASSY, SPEEDOMETER
10	1	02112-0516A	SCREW, METER CABLE
11	1	34938-14D30	GUIDE, METER CABLE NO.2
12	1	09116-06168	BOLT
13	1	08316-1006B	NUT
14	1	34938-03D22	GUIDE, METER CABLE NO.1
15	1	02142-0616A	SCREW
16	1	09160-06109	WASHER, 6.5X18X1.6
17	1	09169-06053	WASHER, CA HOLDER (6.3X16X1)
18	1	08310-0006A	NUT, NO.1

FIG. 22

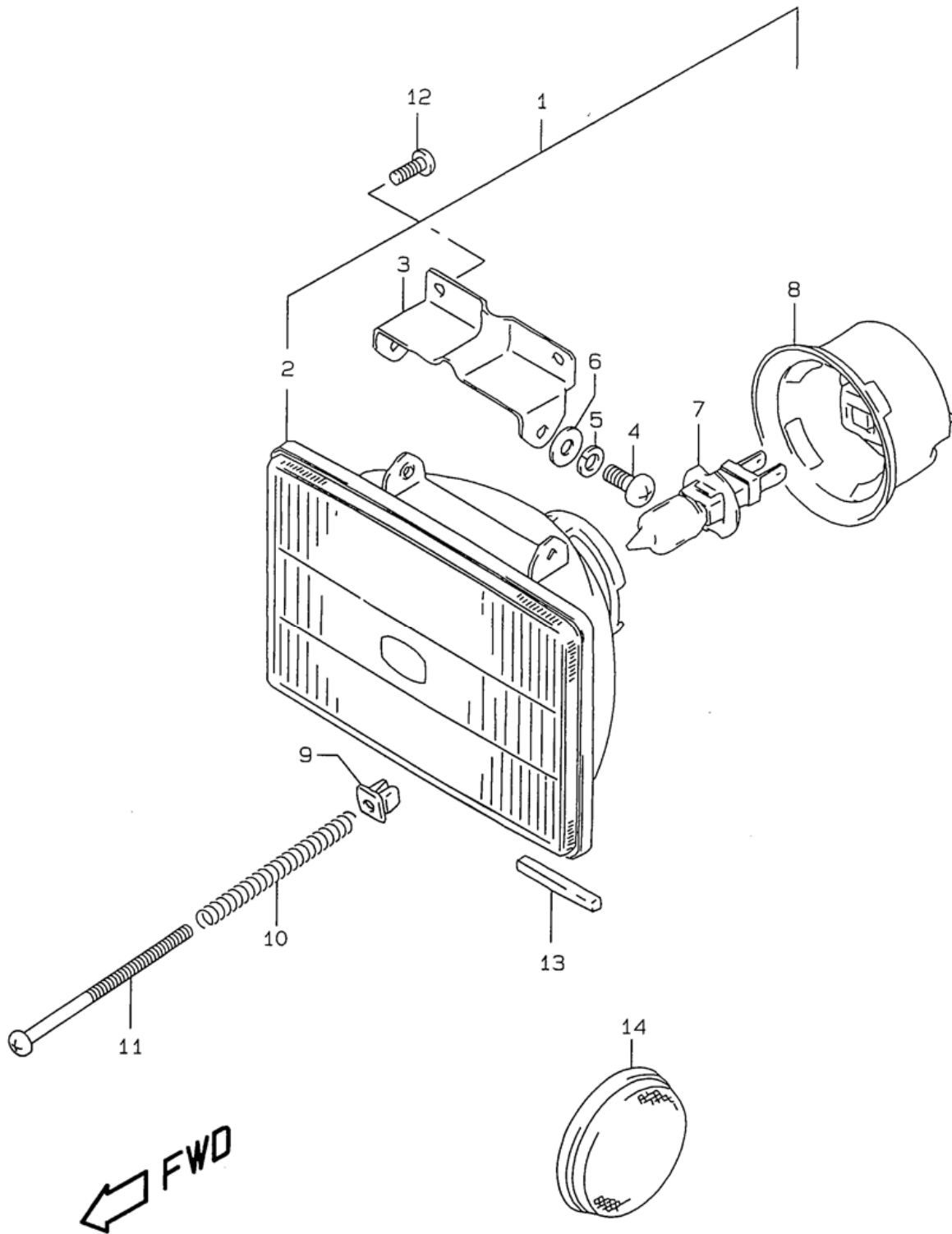


Table 22. HEADLAMP

Reference Number	Quantity Required	Part Number	Description
1	1	35100-05D10	HEADLAMP ASSY
2-1	1	35121-05D01	.UNIT, LAMP
2-2	1	35121-05D01	.UNIT, LAMP
3	1	35230-05D00	.BRACKET, LAMP
4	2	35136-16700	.SCREW
5	2	08321-0105A	WASHER, LOCK
6	2	35138-05D00	.WASHER
7	1	09471-12160	.BULB (12V,55W)
8	1	35173-05D00	.COVER, SOCKET
9	1	35135-12E20	.NUT, ADJUSTING
10	1	35154-30B00	SPRING, HEADLAMP
11	1	09125-04501	.SCREW (4X45)
12	2	03511-04103	SCREW
13	2	33652-20C00	PROTECTOR (50X50X5.0)
14	2	35950-14A00	REFLEX REFLECTOR ASSY, FR SID

FIG. 23

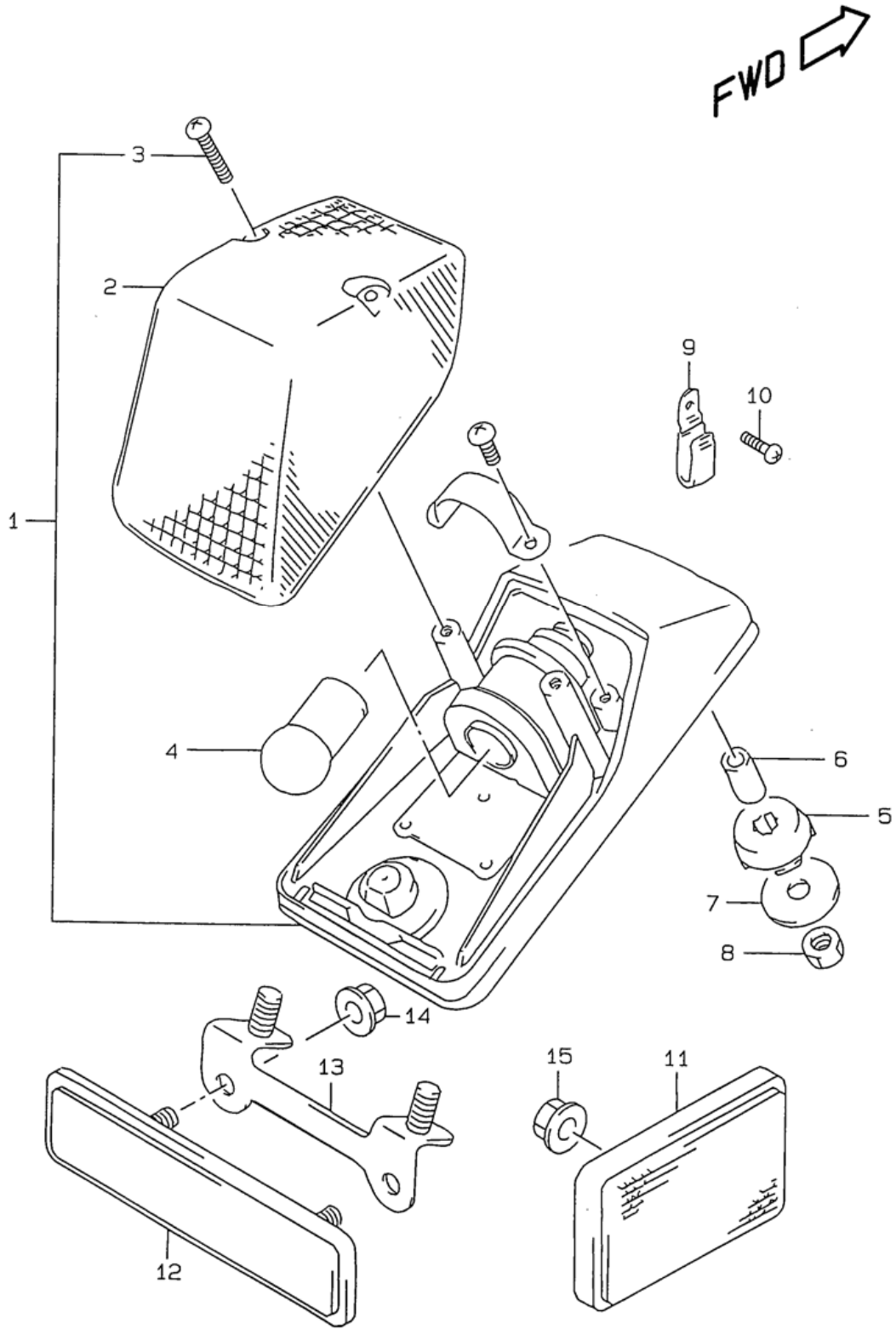


Table 23. TAIL LAMP

Reference Number	Quantity Required	Part Number	Description
1	1	35710-14D00	LAMP ASSY, TAIL
2	1	35712-03D00	.LENS
3	2	03511-0416A	SCREW
4	1	09471-12058	.BULB (12V,5W)
5	2	09320-09010	CUSHION
6	2	09180-06121	SPACER (6.4X9.2X12)
7	2	09160-06077	WASHER, LICENSE
8	2	08310-0006A	NUT, NO.1
9	1	09403-06408	CLAMP
10	1	03541-0412A	SCREW
11	2	35970-14A20	REFLECTOR ASSY, REAR SIDE
12	1	35970-44A00	REFLECTOR ASSY, REAR
13	1	35974-05D01	BRACKET, REAR REFLECTOR
14	2	08316-1005A	NUT, REAR
15	2	08316-1006B	NUT

FIG. 24

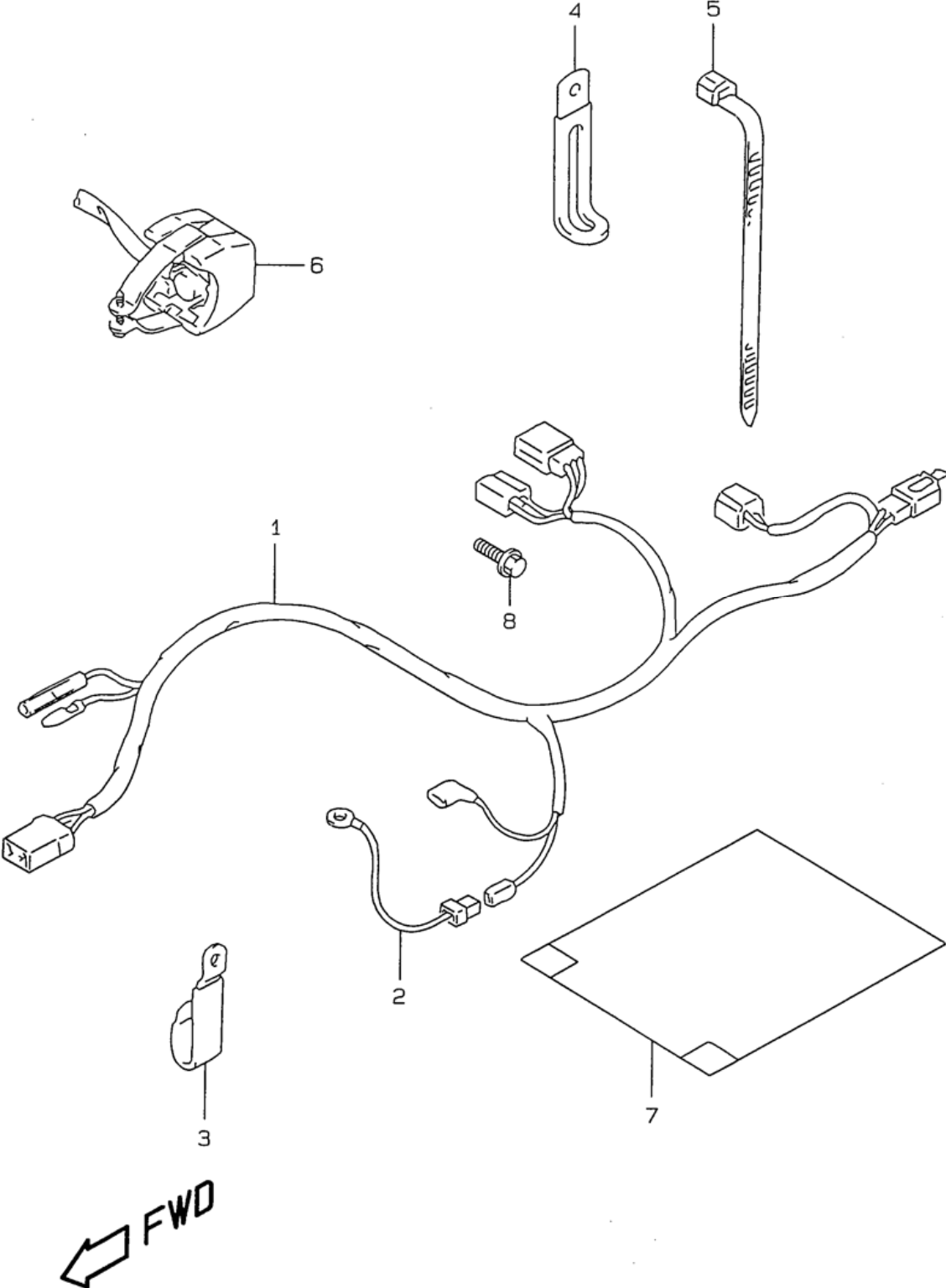


Table 24. WIRING HARNESS

Reference Number	Quantity Required	Part Number	Description
1	1	36610-14D00	WIRING HARNESS
2	1	36851-05D00	WIRE, IGNITION COIL
3	1	09403-06307	CLAMP
4-1	2	09404-06432	.CLAMP, SW LEADS
4-2	3	09404-06432	.CLAMP, SW LEADS
4-3	1	09404-08205	CLAMP L:62
5-1	2	09407-11401	.CLAMP, SW LEAD (L:95)
5-2	5	09407-14403	.CLAMP, BATTERY CABLE
5-3	2	09407-18402	CLAMP (L:165)
5-4	1	09407-25401	CLAMP (L:235)
6	1	37820-14X50	SWITCH ASSY, ENGINE STOP
7	1	36618-15D20	COVER, WIRING HARNESS
8	1	01550-0610A	BOLT

FIG. 25

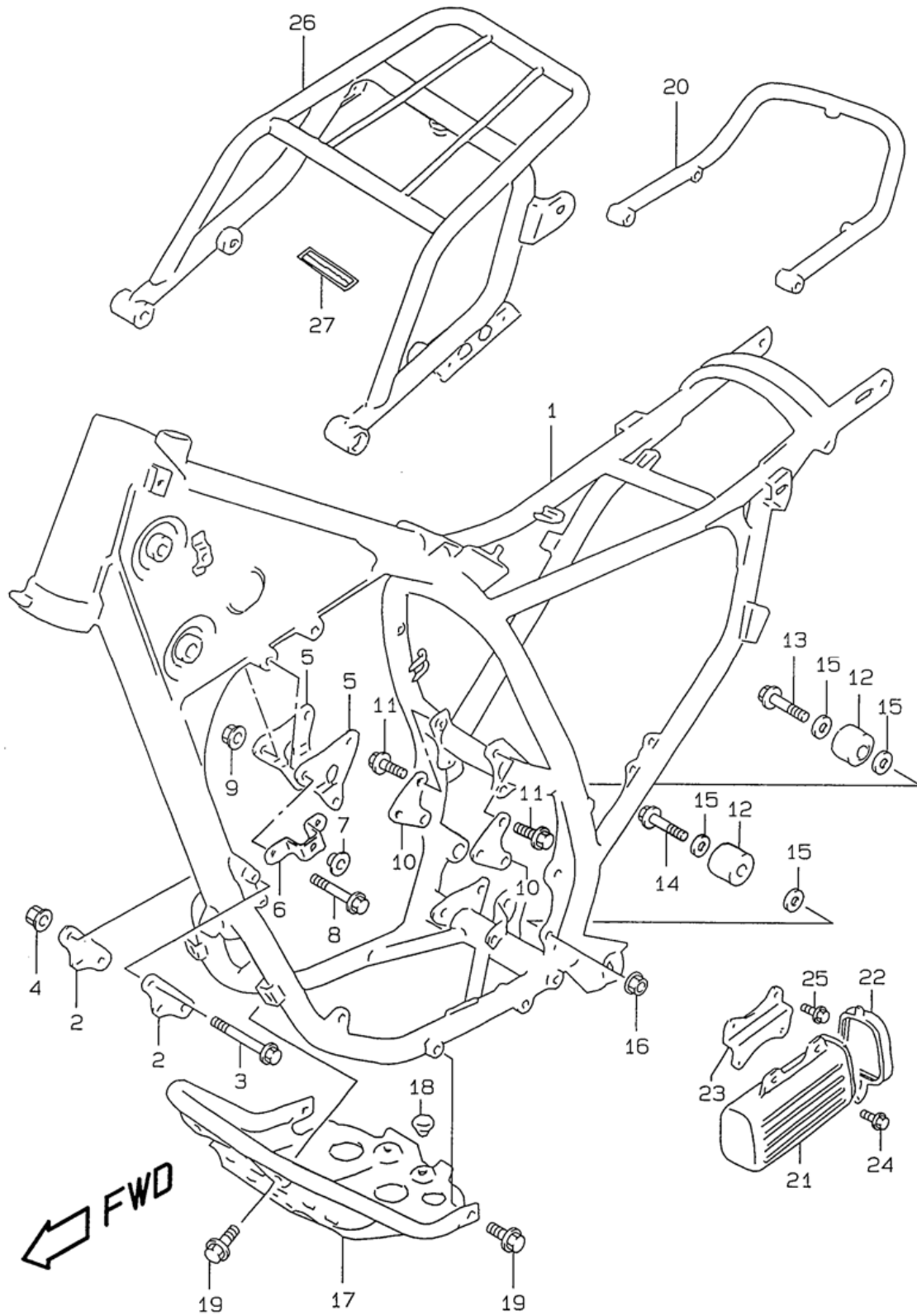


Table 25. FRAME

Reference Number	Quantity Required	Part Number	Description
1	1	41100-14D12-24K	FRAME (CHARCOAL)
2	2	41911-14D01	PLATE, FRONT
3	2	09103-08294	BOLT
4	2	09159-08034	NUT
5	2	41991-14D01	PLATE, UPPER
6	1	44164-14D00	PLATE, FUEL TANK STOPPER LH
7-1	1	09321-10024	CUSHION, RH FRONT
7-2	1	09321-10024	CUSHION, RH FRONT
8	2	09103-08293	BOLT
9	2	09159-08034	NUT
10	1	41971-14D01	PLATE, LOWER (SILVER)
11	2	09103-08283-A05	BOLT
12	2	43910-27C11	ROLLER, CHAIN LOWER
13	1	09103-08178	BOLT
14	1	09103-08043	BOLT
15	3	09181-08111	WASHER
16	1	08313-2008A	NUT
17	1	42510-14D10-13L	PROTECTOR, ENGINE (SILVER)
18	2	09321-10026	CUSHION
19	4	01550-0812A	PLUG, OIL GALLERY
20-1	1	43980-14D52-1TS	GRIP, REAR (WHITE)
21	1	47431-14D00	HOLDER, TOOL
22	1	47432-14D00	CAP, TOOL HOLDER
23	1	47440-14D00	PLATE, FITTING
24	2	09116-06165	BOLT (6X16)
25	2	01550-0610A	BOLT
27	1	68391-14D00	LABEL

FIG. 26

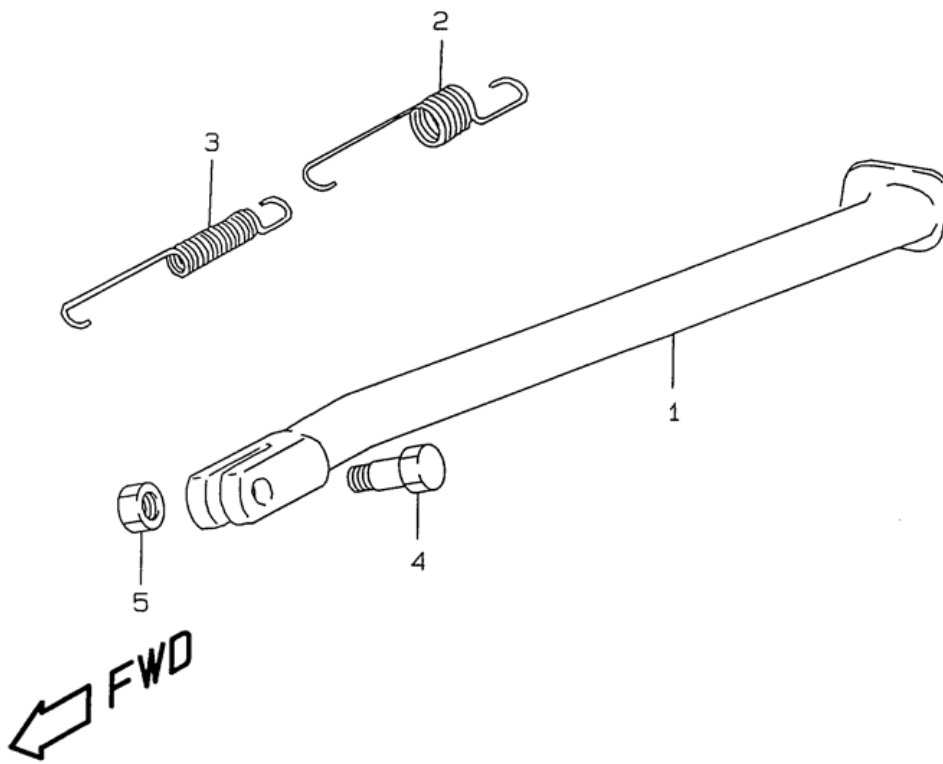
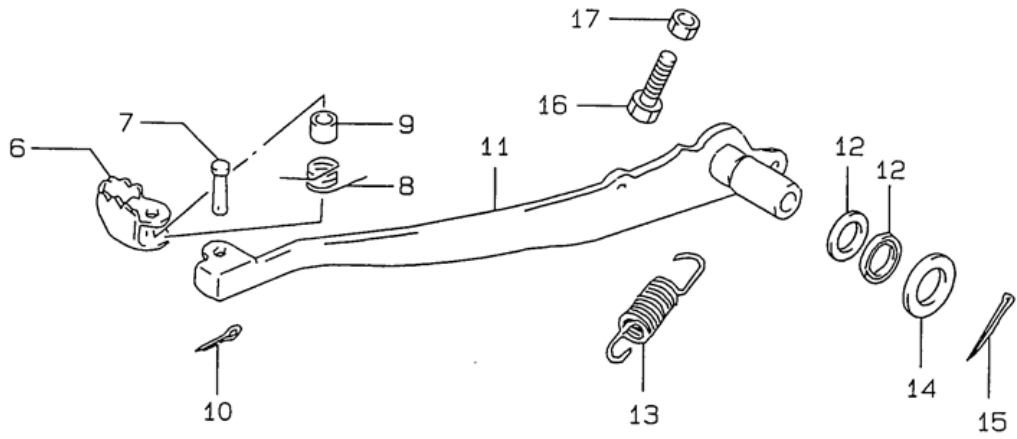
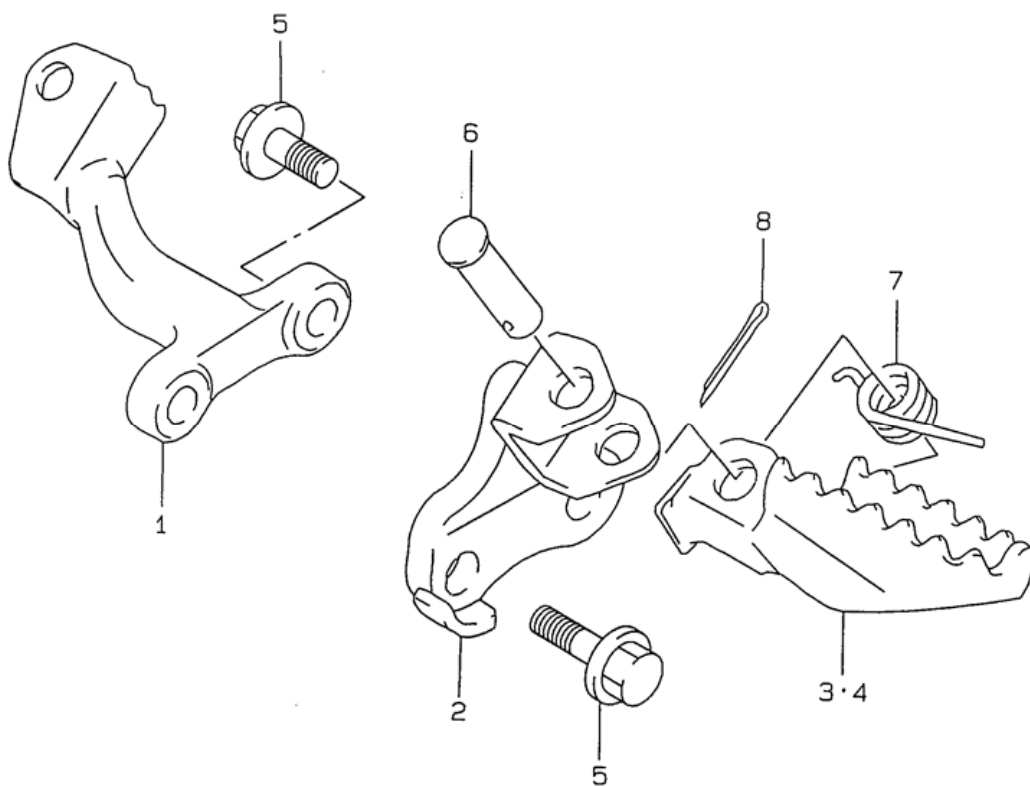


Table 26. STAND REAR BRAKE

Reference Number	Quantity Required	Part Number	Description
1-1	1	42310-14D20-019	STAND, PROP (BLACK)
1-2	1	42310-14D12-019	STAND, PROP (BLACK)
2	1	09443-19010	SPRING, OUTER
3	1	09443-12036	SPRING, INNER
4	1	09111-10047	BOLT
5	1	09159-10097	NUT
6	1	43110-14130	PEDAL, BRAKE
7	1	09200-06038	PIN
8	1	09444-11005	SPRING
9	1	09180-06257	SPACER
10	1	04111-20158	COTTER PIN
11	1	43120-15D00	ARM, BRAKE PEDAL
12	2	09284-15006	.OIL SEAL
13	1	09443-14025	SPRING
14	1	09160-15002	WASHER
15	1	04111-3030A	COTTER PIN
16	1	09100-06009	BOLT (6X23)
17	1	08310-0006A	NUT, NO.1

FIG. 27



← FWD

Table 27. FOOTREST

Reference Number	Quantity Required	Part Number	Description
1	1	43510-14D12-019	BRACKET, FOOTREST RH (BLACK)
2	1	43520-14D00-019	BRACKET, FOOTREST LH (BLACK)
3	1	43551-14D20	FOOTREST, FRONT RH
4	1	43561-14D20	FOOTREST, FRONT LH
5	4	09103-10245	BOLT
6	2	09200-10013	PIN
7	2	09448-16032	SPRING
8	2	04111-20158	COTTER PIN

FIG. 28

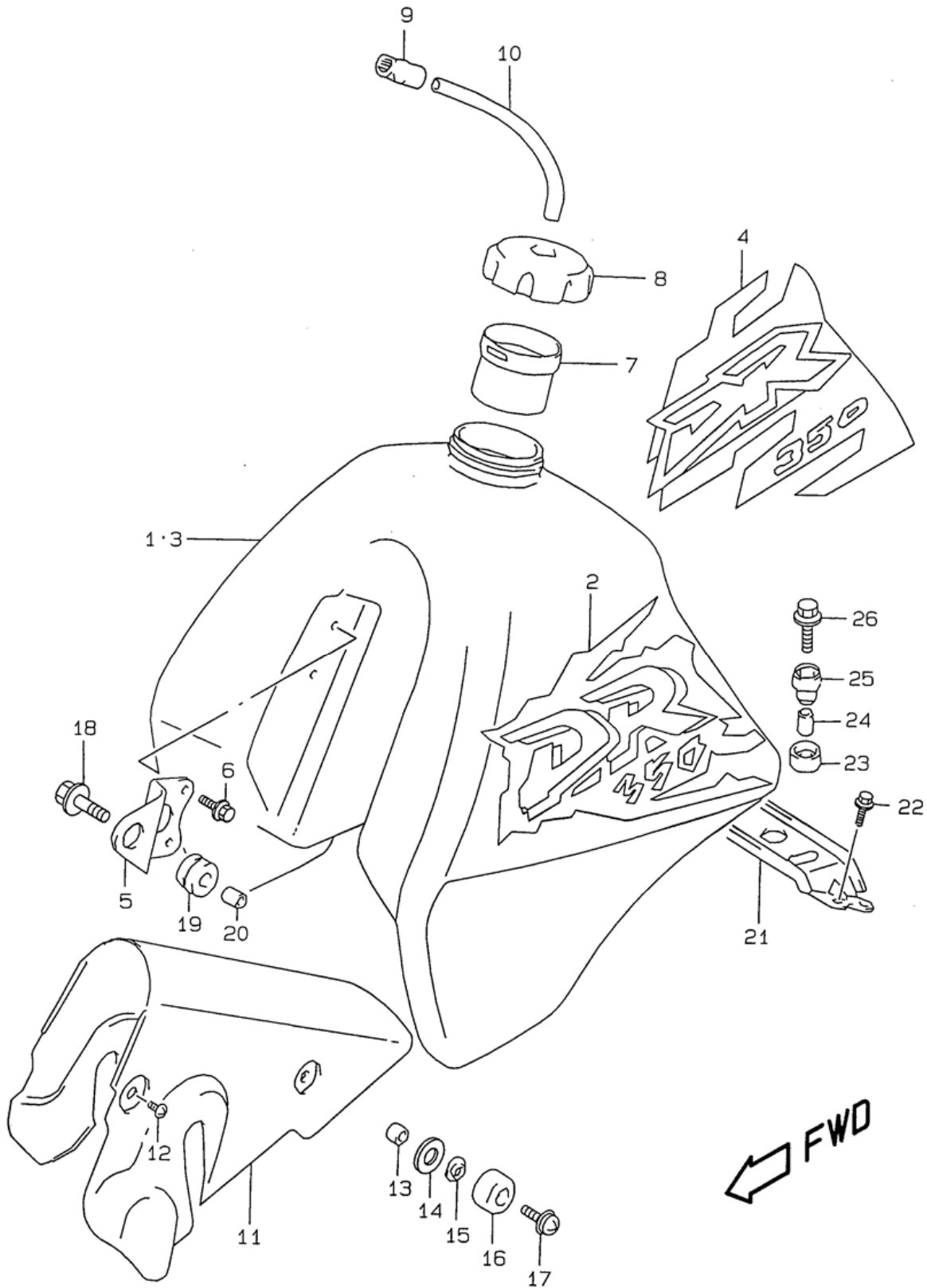


Table 28. FUEL TANK (MODEL V W)

Reference Number	Quantity Required	Part Number	Description
1	1	44100-14EU0-30H	TANK ASSY, FUEL (WHITE)
2	1	68110-14E30-Y2G	.TAPE SET, FUEL TANK
3	1	49100-14E80-30H	TANK ASSY, FUEL (WHITE)
4	1	68110-14E50-Y5R	.TAPE SET
5	2	44131-14D10	BRACKET
6	4	01547-0612B	BOLT 6X12 BLK 8
7	1	44199-19A00	TUBE, INLET
8	1	44200-19A01	CAP, FUEL TANK
9	1	44486-40200	.CLAMP
10	1	09352-50823-600	HOSE
11	1	49131-14D00	HEAT SHIELD, FUEL TANK
12	4	01560-05103	SCREW
13	1	09180-06122	SPACER, SIDE
14-1	1	09160-06135	WASHER, INNER
14-2	1	09160-06135	WASHER, INNER
15	1	09169-06040	WASHER
16	1	45149-14D00	CUSHION, SIDE
17	1	02112-16253	SCREW
18-1	2	09118-08119	BOLT, FRONT
18-2	1	01570-0825A	BOLT
19	2	09320-12053	CUSHION
20	2	09180-08190	SPACER
21	1	44151-14D00	BRACKET, FUEL TANK REAR
22	4	01550-0610A	BOLT
23	2	09320-14013	CUSHION
24	2	09180-06271	SPACER
25	2	09320-10020	CUSHION, LOWER
26	2	09116-06172	BOLT

FIG. 28A

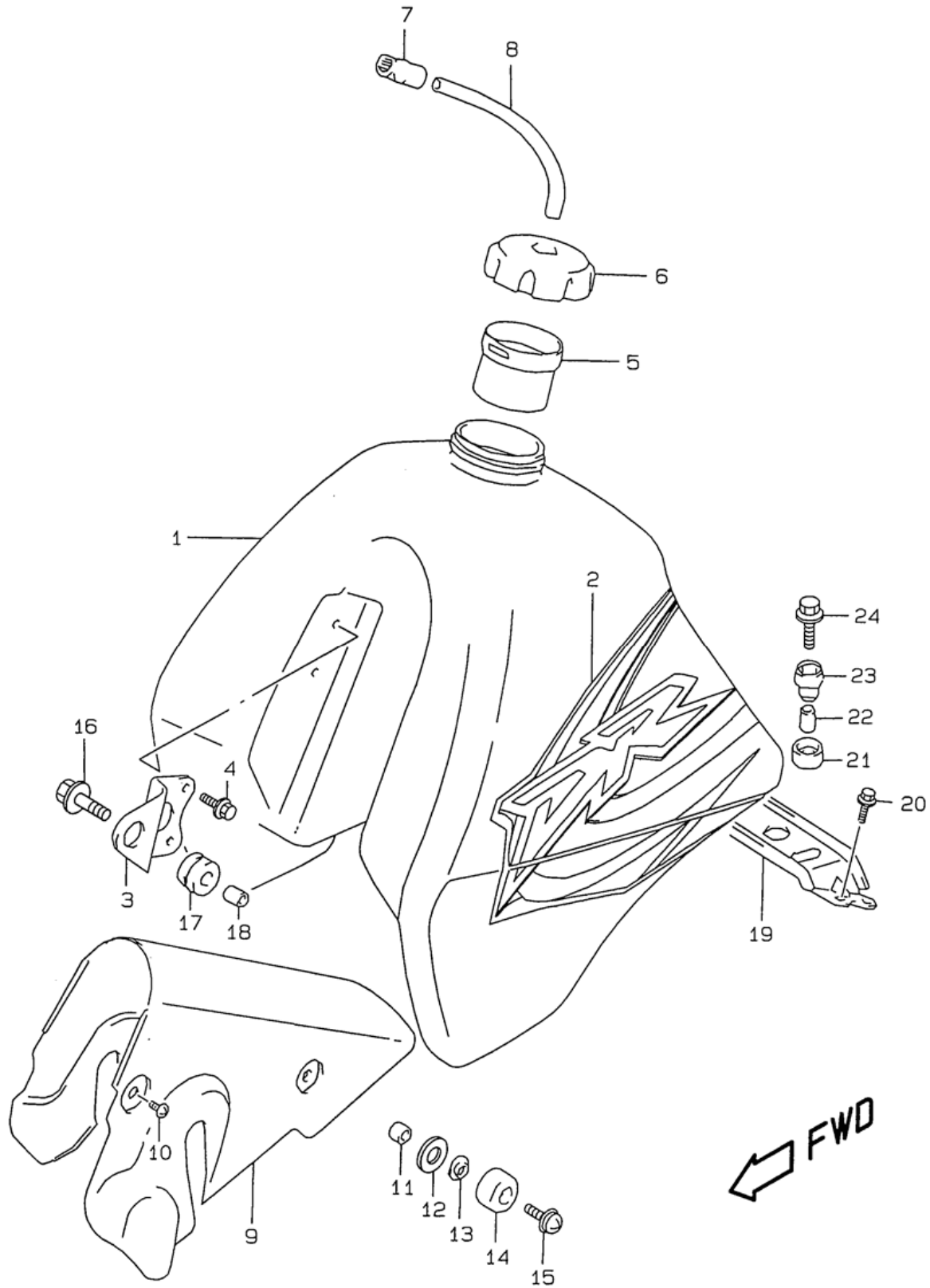
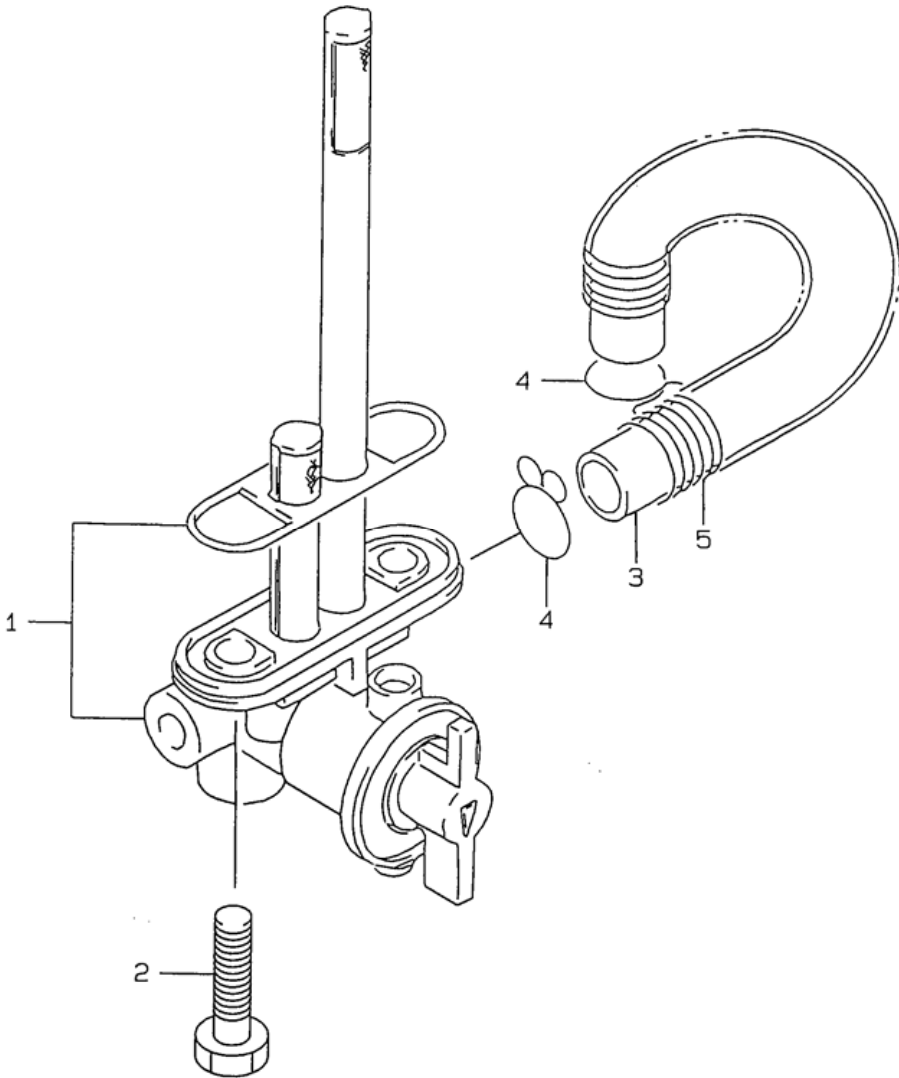


Table 28A. FUEL TANK (MODEL X)

Reference Number	Quantity Required	Part Number	Description
1	1	49100-14E90-30H	TANK ASSY, FUEL (WHITE)
2	1	68110-14E90-Y7V	.TAPE SET
3	2	44131-14D10	BRACKET
4	4	01547-0612B	BOLT 6X12 BLK 8
5	1	44199-19A00	TUBE, INLET
6	1	44200-19A01	CAP, FUEL TANK
7	1	44486-40200	.CLAMP
8	1	09352-50823-600	HOSE
9	1	49131-14D00	HEAT SHIELD, FUEL TANK
10	4	01560-05103	SCREW
11	1	09180-06122	SPACER, SIDE
12	1	09160-06135	WASHER, INNER
13	1	09169-06040	WASHER
14	1	45149-14D00	CUSHION, SIDE
15	1	02112-16253	SCREW
16-1	2	09118-08119	BOLT, FRONT
16-2	1	01570-0825A	BOLT
17	2	09320-12053	CUSHION
18	2	09180-08190	SPACER
19	1	44151-14D00	BRACKET, FUEL TANK REAR
20	4	01550-0610A	BOLT
21	2	09320-14013	CUSHION
22	2	09180-06271	SPACER
23	2	09320-10020	CUSHION, LOWER
24	2	09116-06172	BOLT

FIG. 29



← FWD

Table 29. FUEL COCK

Reference Number	Quantity Required	Part Number	Description
1-1	1	44300-14D00	COCK ASSY, FUEL
1-2	1	44300-14D10	COCK ASSY, FUEL
2	2	02112-3616A	SCREW
3-1	1	09352-70103-600	CUSHION, R/CON CABLE STOPPER
3-2	1	09354-65113-600	HOSE, FUEL (6.5X11.5X600) (MODEL W/XE33)
4-1	2	09401-10401	CLIP
4-2	2	09401-11415	CLIP (MODEL W/XE33)
5-1	1	09440-13031	SPRING
5-2	1	09440-14048	SPRING (MODEL W/XE33)

FIG. 30

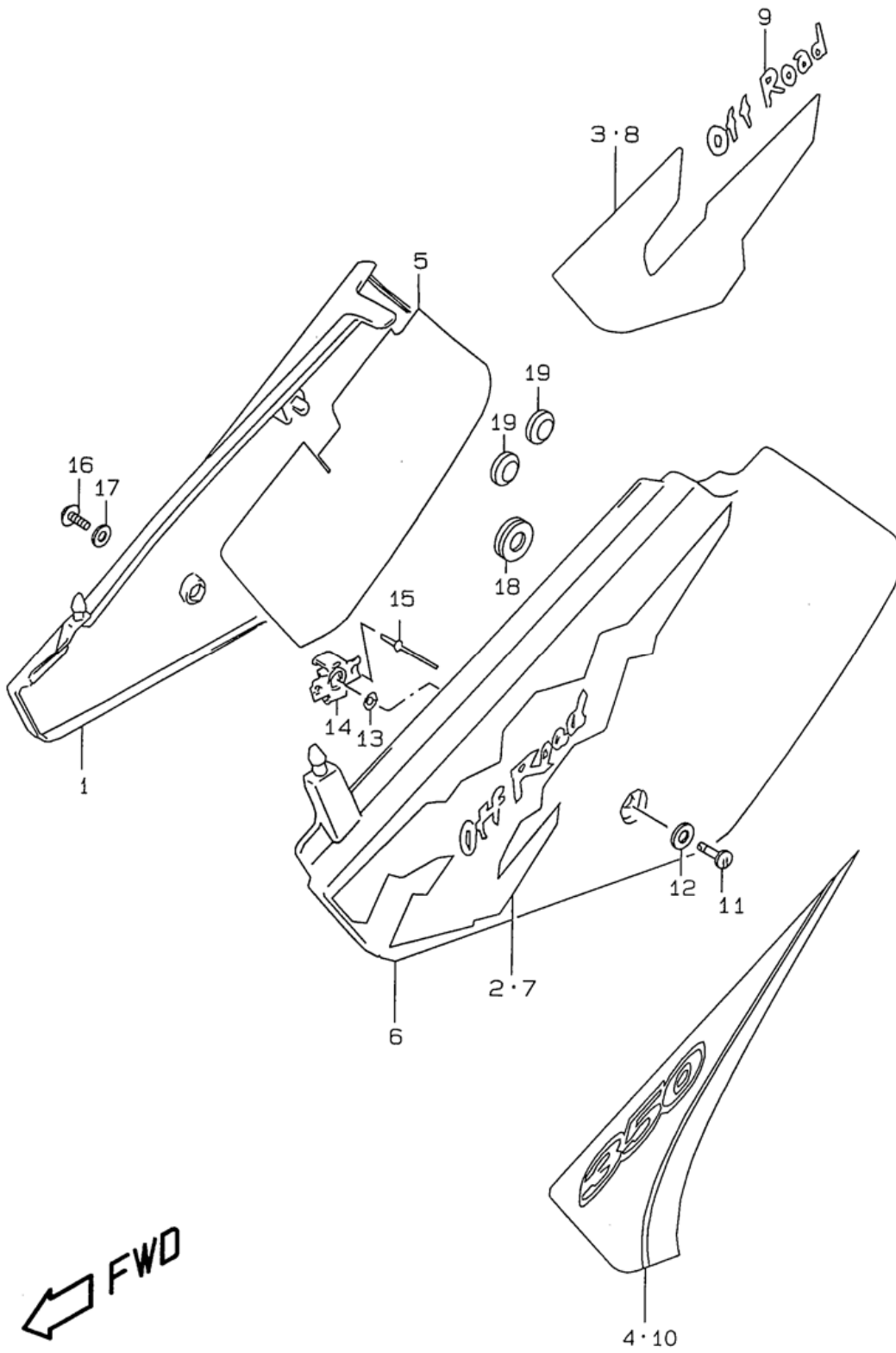


Table 30. FRAME COVER

Reference Number	Quantity Required	Part Number	Description
1	1	47111-14D00-30H	COVER, FRAME RH (WHITE)
2	1	68135-14E40-G3P	EMBLEM, RH
3	1	68135-14E60-2YP	TAPE, RH
4	1	68135-14E70-L4U	TAPE, RH
5	1	47166-14D00	SHIELD, FRAME COVER RH
6	1	47211-14D00-30H	COVER, FRAME LH (WHITE)
7	1	68145-14E40-G3P	EMBLEM, LH
8	1	68145-14E60-2YP	TAPE, LH
9	2	68131-14E20-J7B	EMBLEM
10	1	68145-14E70-L4U	TAPE, LH
11-1	1	94472-14D10	STUD, FRAME COVER LH
11-2	1	94472-14D10	STUD, FRAME COVER LH
12	1	09160-07014	WASHER
13	1	94473-14D00	RETAINER, LH
14	1	94474-12C00	PLATE, FITTING LH
15	2	09229-03011	RIVET
16	1	02142-06167	SCREW
17	1	09169-06041	WASHER, GUIDE RR BRAKE HOSE
18	2	09320-08029	CUSHION
19	2	09321-10018	CUSHION, MUFFLER

FIG. 31

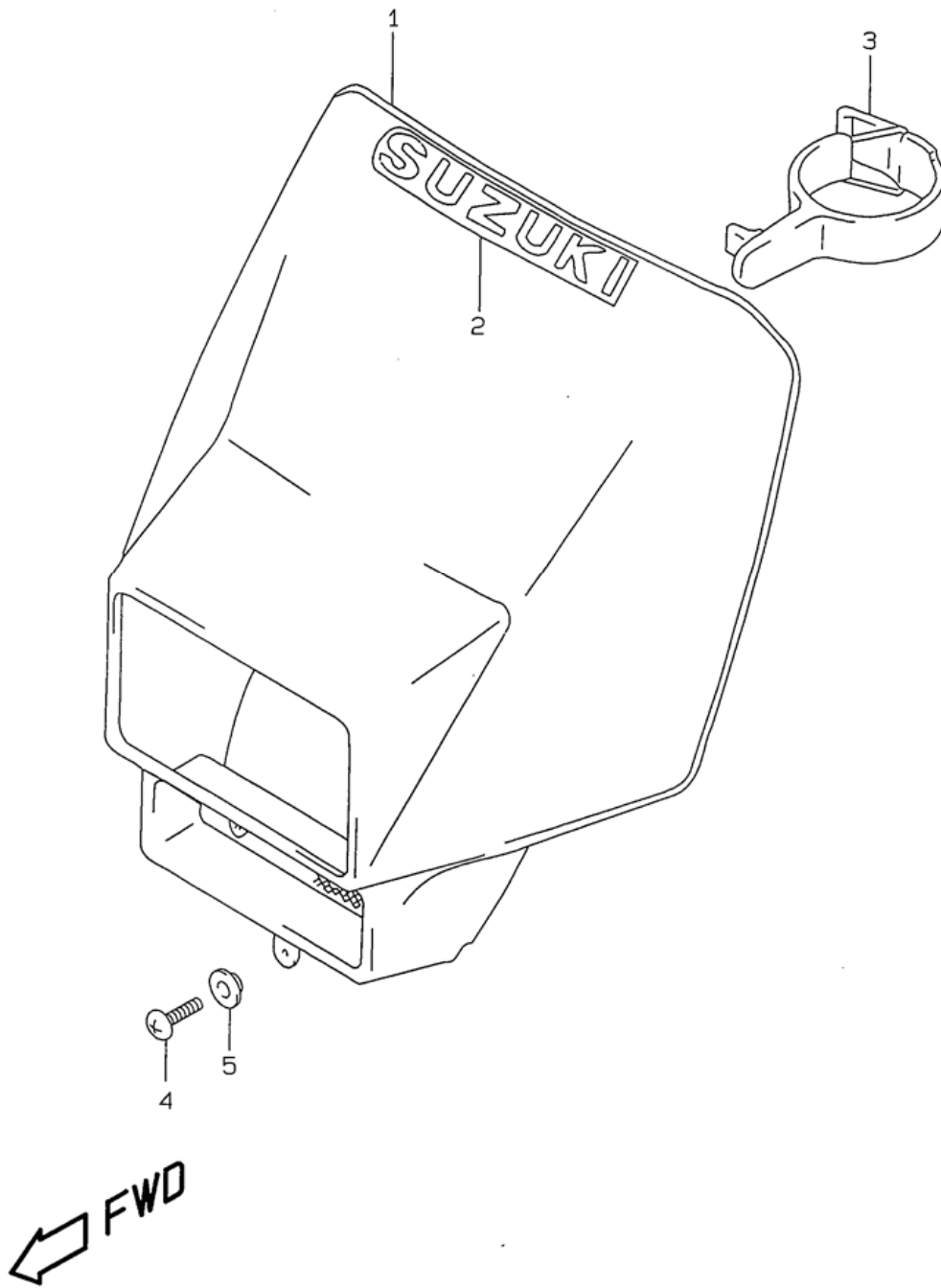
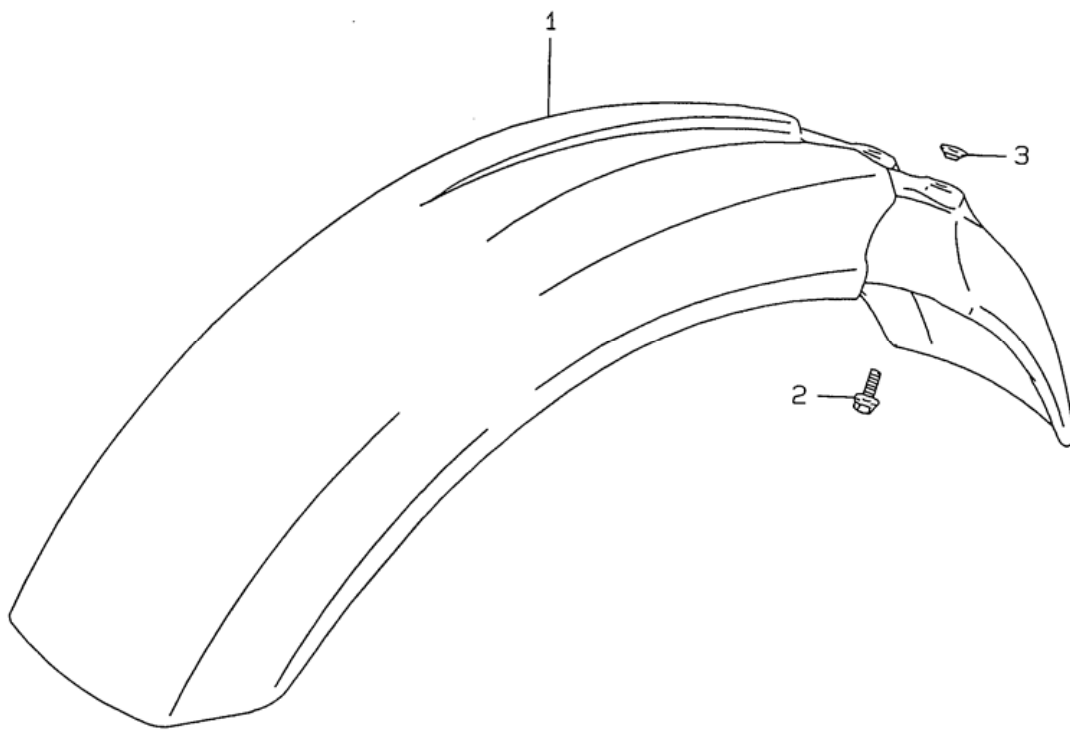


Table 31. HEADLAMP COVER

Reference Number	Quantity Required	Part Number	Description
1	1	51810-03D00-30H	OVER COMP,HEAD
2-1	1	68171-44B00-E9G	EMBLEM
2-2	1	68171-44B00-8YM	EMBLEM
2-3	1	68171-44B00-L5D	EMBLEM
3	1	51850-14D00	BAND, COVER
4	1	09136-05048	SCREW, LOWER
5	1	09169-05012	WASHER

FIG. 32



← FWD

Table 32. FRONT FENDER

Reference Number	Quantity Required	Part Number	Description
1	1	53111-13E00-30H	FENDER, FRONT (WHITE)
2	4	09116-06170	BOLT (6X16)
3	4	09169-06073	WASHER

FIG. 33

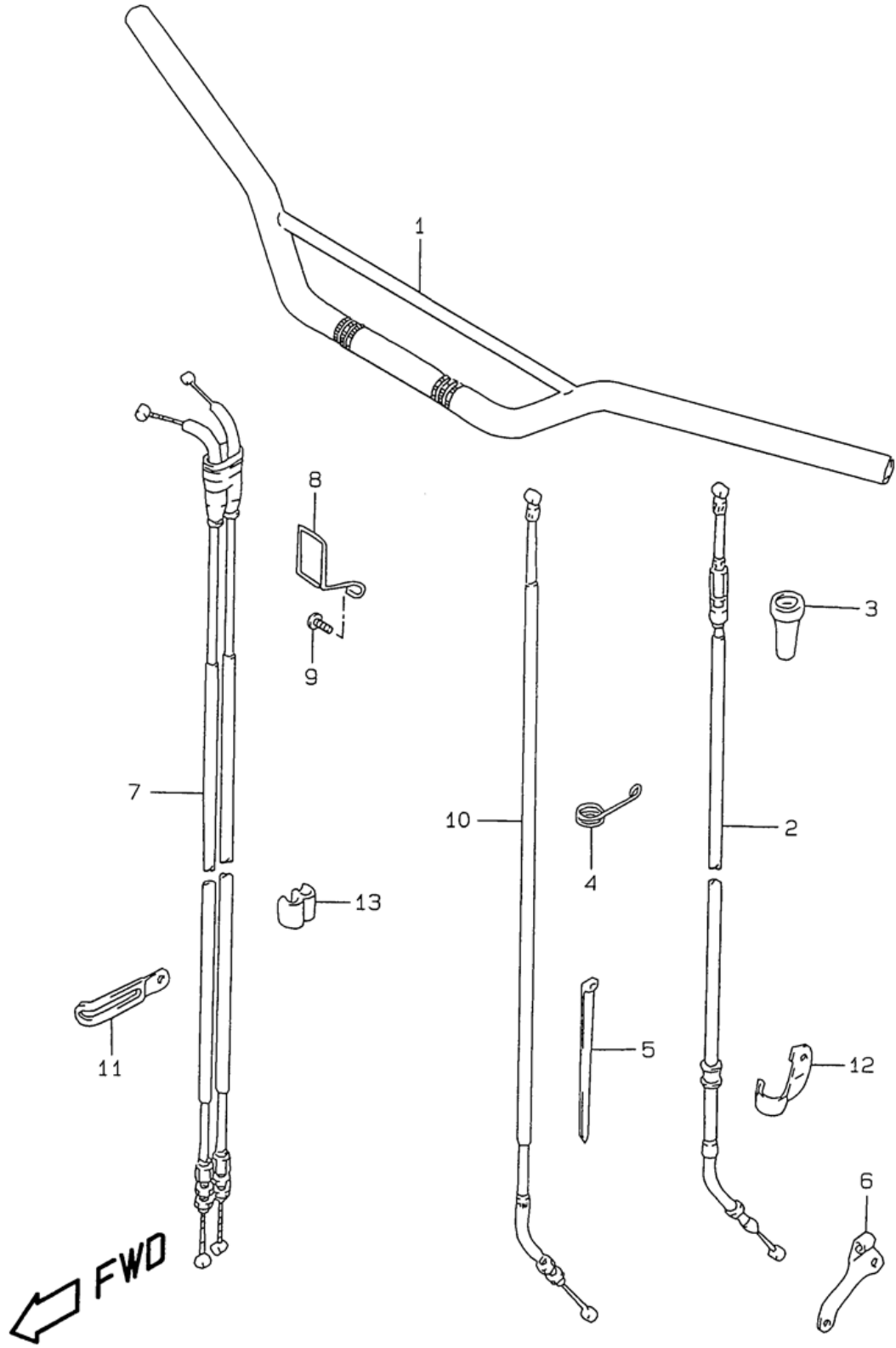


Table 33. HANDLEBAR

Reference Number	Quantity Required	Part Number	Description
1	1	56110-14D50-291	HANDLEBAR (BLACK)
2	1	58200-14D01	CABLE ASSY, CLUTCH
3	1	58273-31000	BOOT, CLUTCH CABLE
4	1	58294-15D00	GUIDE, CLUTCH CABLE
5	1	09407-14407	.CLAMP, HARNESS (L:140)
6	1	58634-14D00	STOPPER, CLUTCH CABLE
7-1	1	58301-14D02	CABLE ASSY, THROTTLE
7-2	1	58300-14E10	CABLE ASSY, THROTTLE
8-2	1	58621-14E00	GUIDE, CABLE
9	1	01550-0610A	BOLT
10	1	58900-14D10	CABLE ASSY, DECOMP
11	1	09404-06432	.CLAMP, SW LEADS
12	1	58285-14D01	CLAMP, CLUTCH CABLE
13	1	09408-00066	CLIP

FIG. 34

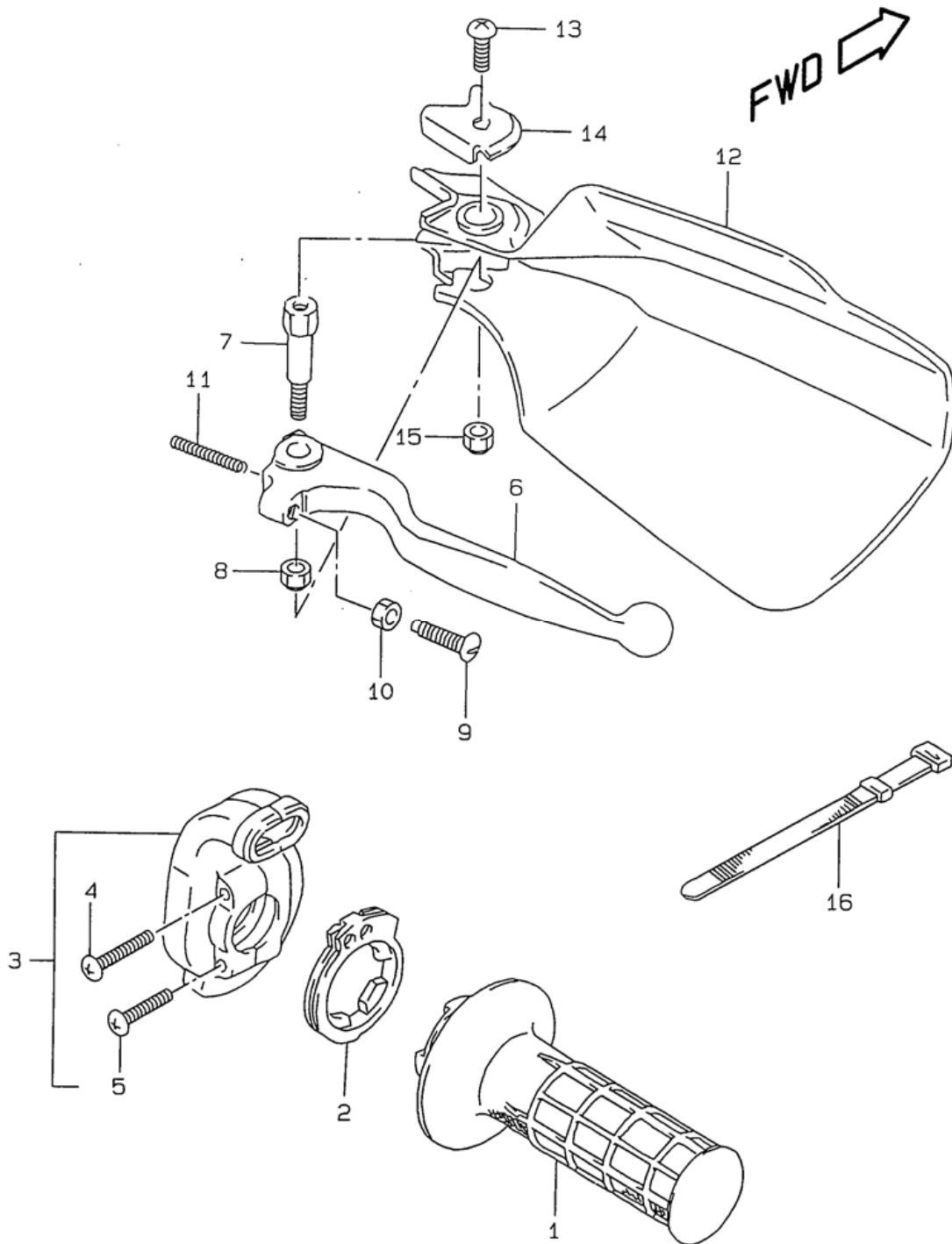


Table 34. RIGHT HANDLE LEVER

Reference Number	Quantity Required	Part Number	Description
1-1	1	57110-27C00	GRIP, THROTTLE
1-2	1	57110-14D11	GRIP, THROTTLE
2	1	57114-14D01	ROTOR, THROTTLE
3	1	57100-14D00	CASE ASSY, THROTTLE
4	1	09125-05066	.SCREW
5	1	02112-0520B	SCREW
6	1	57421-27C00	LEVER, BRAKE
7	1	57431-05D00	BOLT, BRAKE LEVER PIVOT
8	1	08319-21068	.NUT
9	1	57431-14511	BOLT
10	1	08310-0005A	NUT
11	1	57318-14502	SPRING
12	1	57341-05D00-25Y	COVER, KNUCKLE, RH (YELLOW)
13	1	02142-05107	SCREW, SHIFT PLATE
14	1	57355-14D00	PLATE, UPPER
15	1	08319-21068	.NUT
16	1	09407-12402	CLAMP

FIG. 35

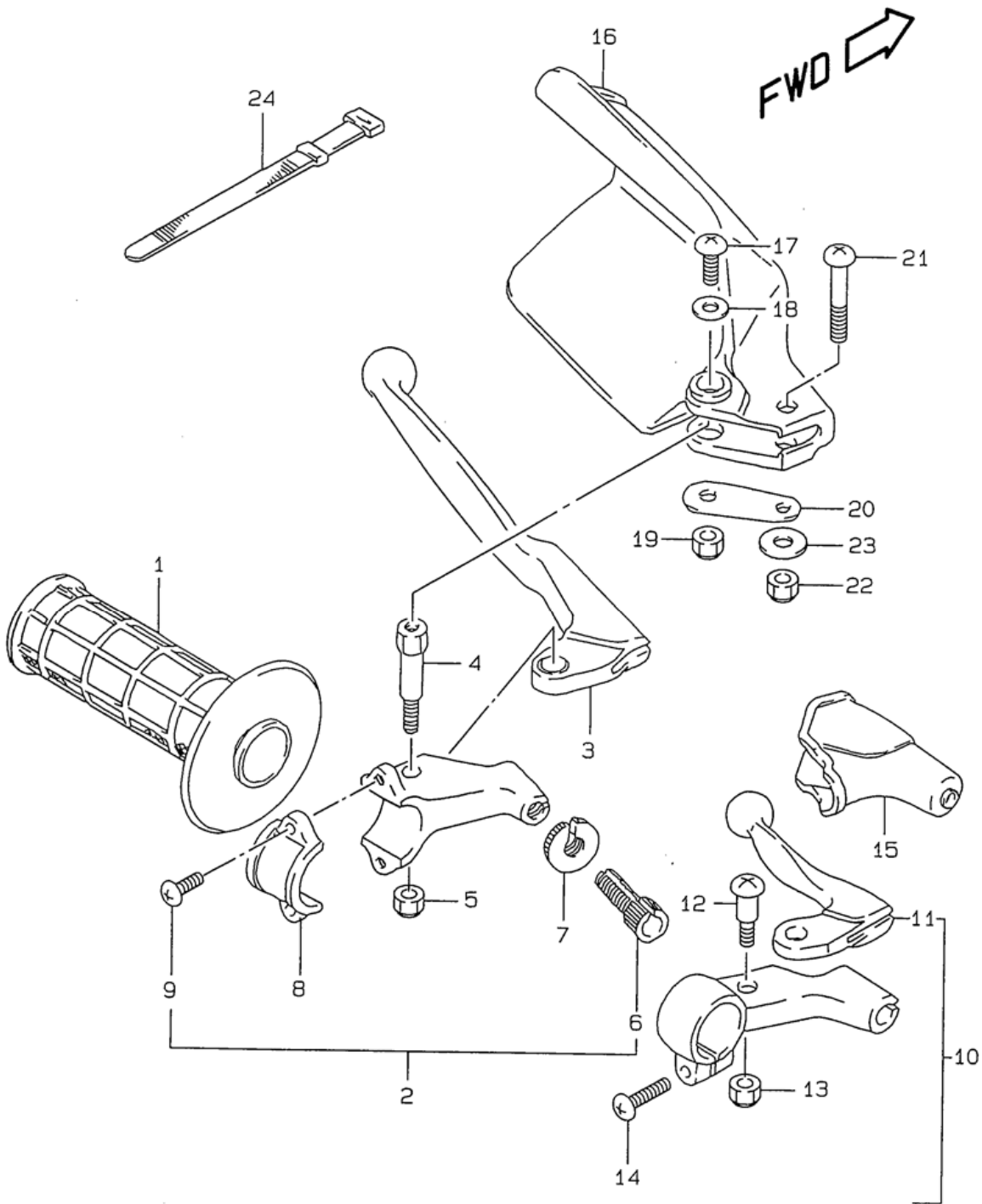


Table 35. LEFT HANDLE LEVER

Reference Number	Quantity Required	Part Number	Description
1	1	57211-27C00	GRIP, LH
2	1	57500-14D00	LEVER ASSY, CLUTCH
3	1	57620-14300	.LEVER, CLUTCH
4	1	57631-05D00	.BOLT
5	1	08319-21068	.NUT
6	1	57441-11010	.ADJUSTER, CABLE
7	1	57442-05D00	.NUT
8	1	57512-14300	.BRACKET
9	2	09125-05102	.SCREW
10	1	58700-38200	LEVER ASSY, DECOMP
11	1	58731-38200	.LEVER
12	1	57431-01012	.SCREW
13	1	57633-38200	.NUT
14	1	02112-0620A	SCREW
15	1	57342-37101	COVER, DECOMP LEVER
16	1	57541-05D01-25Y	COVER, KNUCKLE, LH (YELLOW)
17	1	02142-05107	SCREW, SHIFT PLATE
18-1	1	09160-05043	.WASHER, 5.5X16X1.20
18-2	1	09160-05043	.WASHER, 5.5X16X1.20
19	1	08319-21068	.NUT
20	1	57542-05D00	PLATE, KNUCKLE COVER LH
21	1	09125-06091	SCREW (6X35)
22	1	08319-21068	.NUT
23-1	1	09160-06130	.WASHER
23-2	1	09160-06130	.WASHER
24	1	09407-12402	CLAMP

FIG. 36

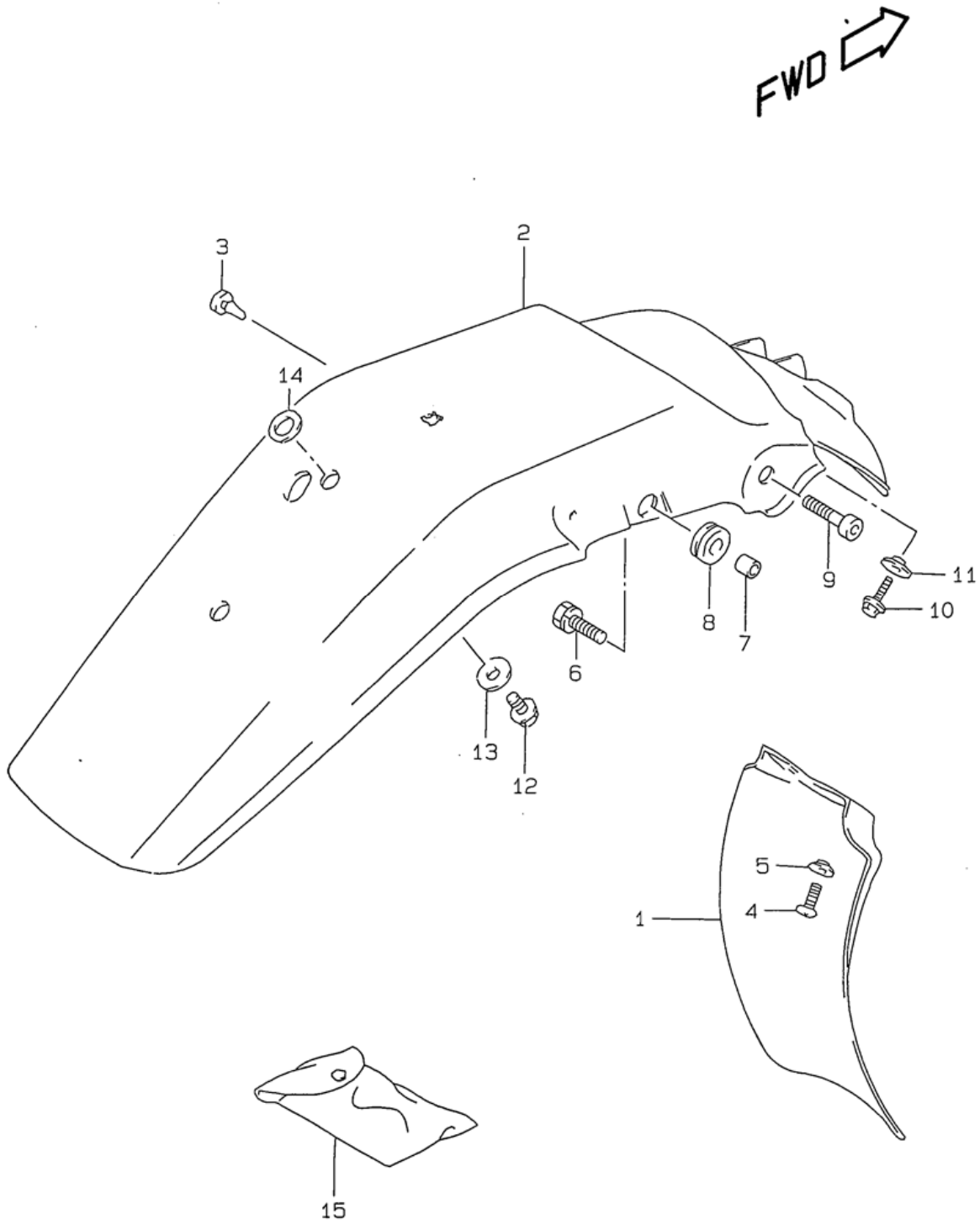


Table 36. REAR FENDER

Reference Number	Quantity Required	Part Number	Description
1	1	63112-14D00	BODY, REAR FENDER FRONT
2-1	1	63113-14D50-30H	BODY, REAR FENDER REAR (WHITE
3	2	63159-14D00	CUSHION, FENDER SIDE
4	2	02142-0612A	SCREW
5	2	09169-06055	WASHER
6	2	01570-0825A	BOLT
7	2	09180-08187	SPACER
8	2	09320-12011	CUSHION
9	2	09106-08105	BOLT, SPACER
10	1	01550-0616A	BOLT
11	1	09169-06038	WASHER
12	1	01570-0816A	BOLT,LIFTER LEV
13-1	1	09160-08134	WASHER, MUFFLER SUPPORT FRONT
13-2	1	09160-08134	WASHER, MUFFLER SUPPORT FRONT
14-1	1	09160-14032	WASHER
14-2	1	09160-14032	WASHER
15	1	09800-21034	TOOL ASSY

FIG. 36A

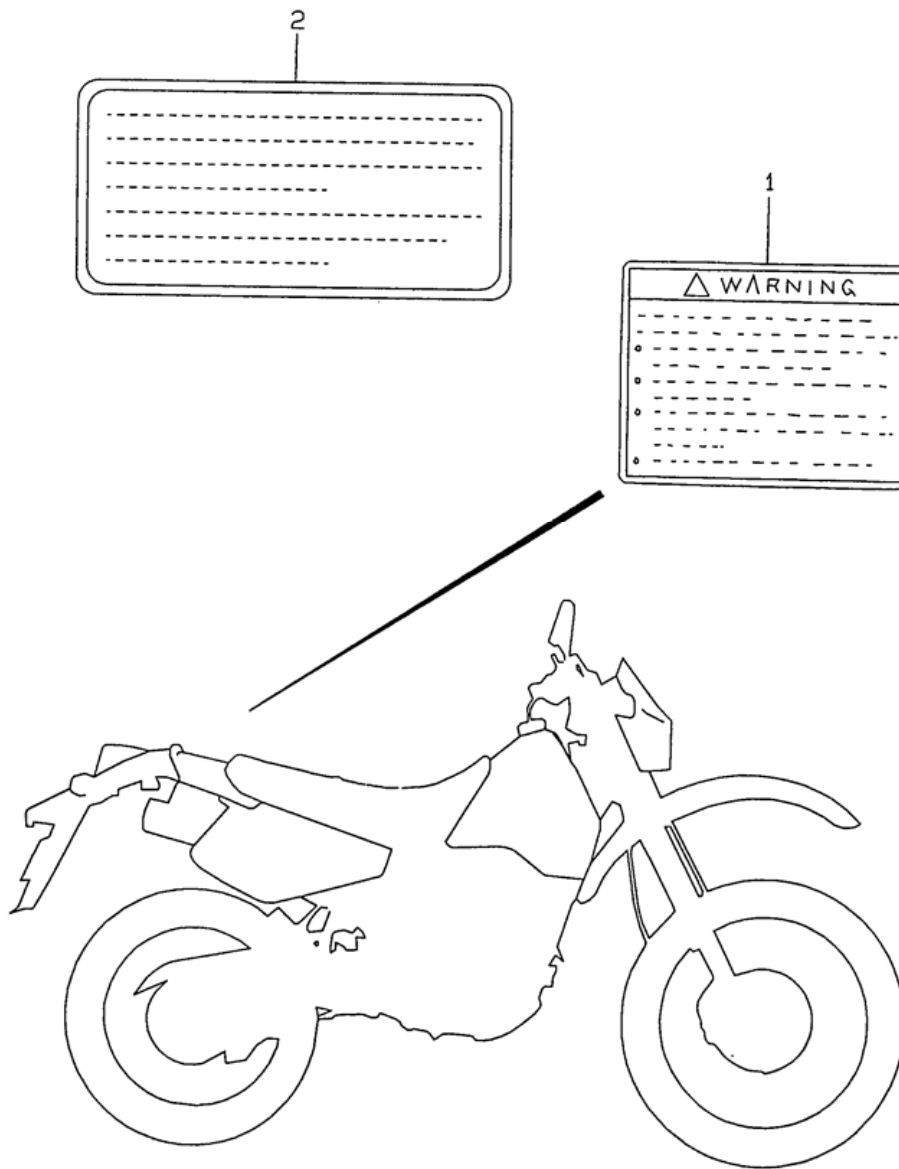
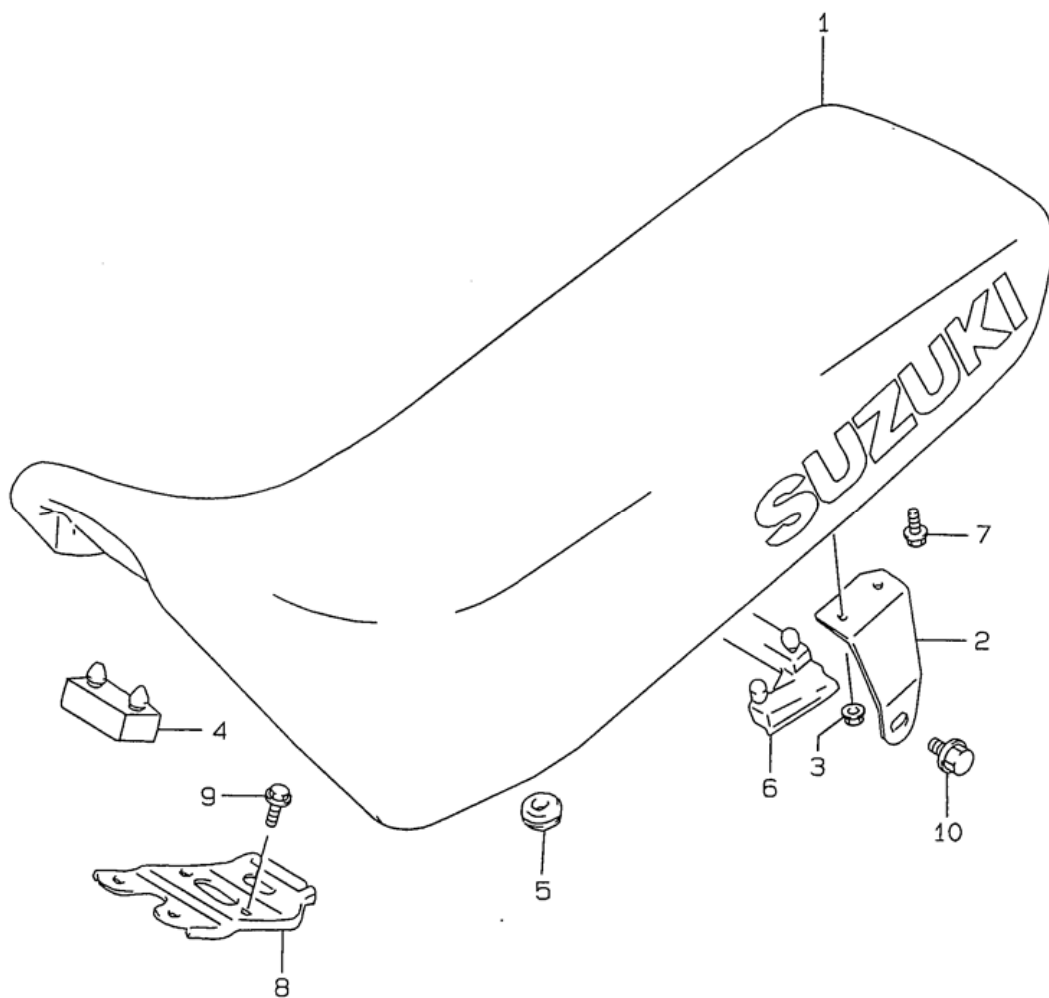


Table 36A. LABEL

Reference Number	Quantity Required	Part Number	Description
1-1	1	68319-33E01	LABEL, WARNING
1-2	1	68319-33E11	LABEL, WARNING
2	1	68353-26E02	LABEL, MANUAL NOTICE
3-1	1	99011-14D67-03A	MANUAL, OWNER'S
3-3	1	99011-14D68-03A	MANUAL, OWNER'S
3-5	1	99011-14D69-03A	MANUAL, OWNER'S

FIG. 37



← FWD

Table 37. SEAT

Reference Number	Quantity Required	Part Number	Description
1-1	1	45100-14D30-F4A	SEAT ASSY
1-2	1	45100-14D30-H8A	SEAT ASSY
1-3	1	45100-14D40-L3S	SEAT ASSY
2-1	1	45116-14D00	.BRACKET, RH
2-2	1	45117-14D00	.BRACKET, LH
3	4	08316-1006B	NUT
4	5	09321-08006	.CUSHION
5	2	09320-08013	CUSHION
6	1	45255-14D00	.CUSHION, SEAT
7	2	01550-0610A	BOLT
8	1	45120-14D00	PLATE, SEAT SUPPORT FRONT
9	2	01550-0812A	PLUG, OIL GALLERY

FIG. 38

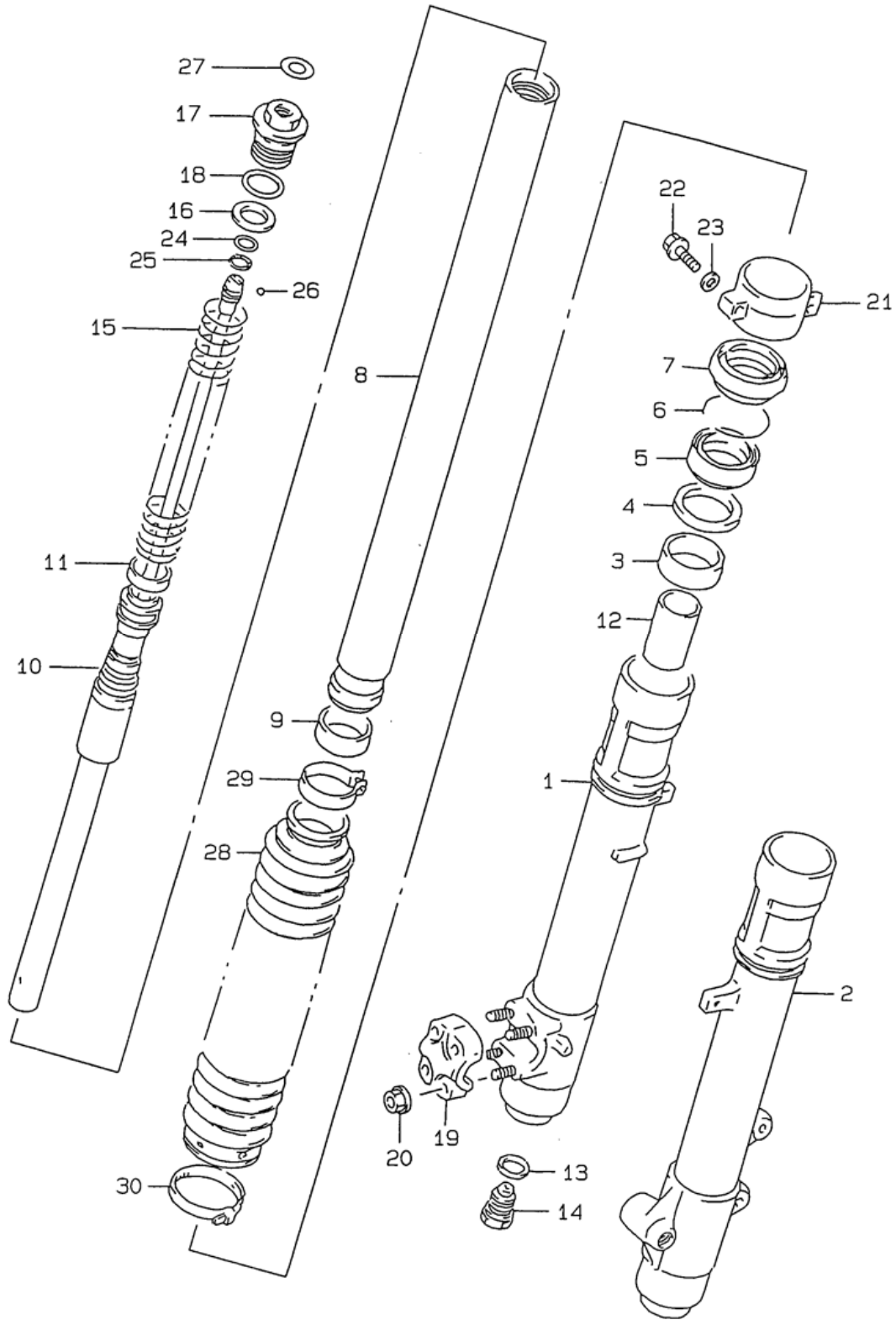


Table 38. FRONT DAMPER

Reference Number	Quantity Required	Part Number	Description
	1	51103-14E90	DAMPER ASSY, FRONT FORK RH
	1	51104-14E90	DAMPER ASSY, FRONT FORK LH
1	1	51130-13E00	.TUBE, OUTER RH
2	1	51140-13E00	.TUBE, OUTER LH
3	2	51152-13E00	.BUSH, GUIDE
4	2	51168-17C00	.SPACER, SEAL
5	2	51153-14D00	.SEAL, OIL
6	2	51556-38B00	.RING, STOPPER
7	2	51173-14D00	.SEAL, DUST
8	2	51110-14E90	.TUBE, INNER
9	2	51121-13E00	.BUSH, SLIDE
10	2	51190-14E90	.ROD, FRONT DAMPER
11	2	51197-14E30	.BUSH, SLIDE
12	2	51195-14E90	.PIECE, OIL LOCK
13	2	51148-08D00	.GASKET
14	2	51170-14E90	.BOLT, CENTER
15	2	51171-14E90	.SPRING, FRONT
16	2	51186-17C00	.SEAT, SPRING LOWER
17	2	51351-14E90	.BOLT, FORK
18	2	51117-17C00	.O RING
19	1	51132-13E00	.HOLDER, AXLE RH
20	4	08319-31067	.NUT, AXLE HOLDER
21	2	51203-13E00	.HOLDER
22	2	07130-05207	.BOLT
23	2	09160-05044	.WASHER
24	2	09280-14011	O RING (D:2.5,ID:13.8)
25	2	51836-17C00	.EXPANDER
26	2	51835-17C00	.BALL
27	2	51149-29E00	.LABEL, S-H
28	2	51571-14D00-163	BOOT (YELLOW)
29	2	51575-14D00	BAND, BOOT UPPER
30	2	51576-14D00	BAND, BOOT LOWER

FIG. 39

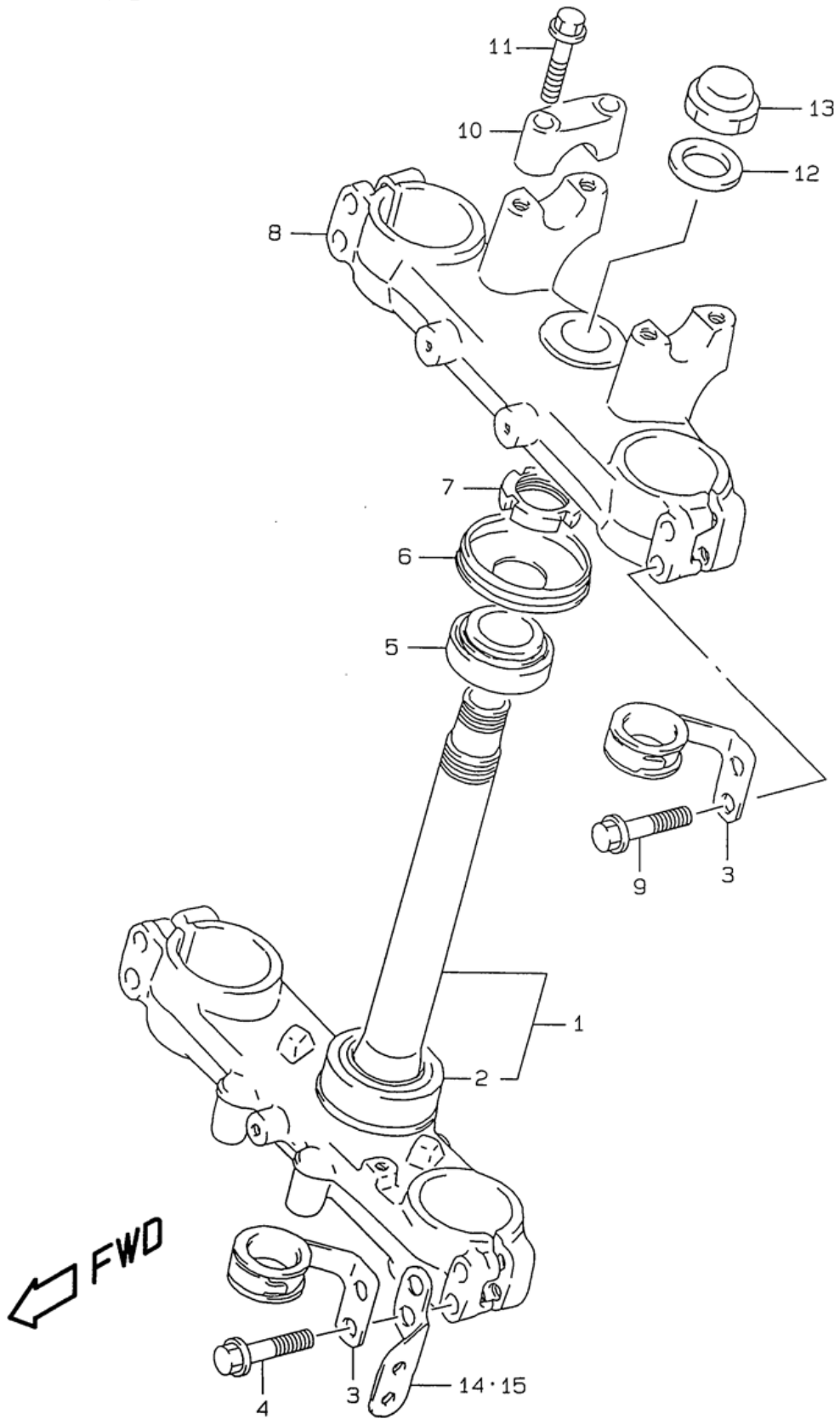


Table 39. STEERING STEM

Reference Number	Quantity Required	Part Number	Description
1	1	51410-14D10	STEM, STEERING
2	1	09265-30009	BEARING (30X55X17)
3	2	51453-03D00	GUIDE, CABLE LH
4	4	01550-08407	BOLT
5	1	09265-25019	BEARING (25X47X15)
6	1	51643-40200	DUST SEAL
7	1	51631-40200	NUT, STEM
8	1	51311-14D00	HEAD, STEERING STEM
9	4	01550-0840A	BOLT
10	2	56211-27200-291	HOLDER, HANDLE UPPER (BLACK)
11	4	01550-0835A	BOLT
12	1	51354-14D00	WASHER
13	1	51353-24B00	NUT
14	1	35956-14D01	BRACKET, REFLECTOR RH
15	1	35957-14D01	BRACKET, REFLECTOR LH

Table 40. FRONT WHEEL

Reference Number	Quantity Required	Part Number	Description
1-1	1	54111-05D00	HUB, FRONT WHEEL
1-2	1	54111-29E00	HUB, FRONT WHEEL
2	1	54730-01B00	SPACER, BEARING
3	2	08123-60037	BEARING
4	1	54711-05D01	AXLE, FRONT
5	1	54600-05D00	BOX ASSY, SPEEDOMETER GEAR
6	1	54751-05D00	SPACER, FRONT AXLE LH
7	1	09284-23001	OIL SEAL (23X35X6)
8	1	59221-28C00	DISC, FRONT BRAKE
9	6	09120-06014	SCREW, DISC
10	1	55110-14D00	TIRE, FRONT (80/100-21)
11	1	55200-16510	TUBE ASSY, WHEEL INNER
12	1	55261-14540	PROTECTOR, INNER TUBE
13	1	55311-28C01	RIM, FRONT WHEEL (1.60X21)
14	1	55320-28E00	SPOKE SET, FRONT WHEEL
15	1	65270-14300	STOPPER, BEAD
16	1	08322-0108A	WASHER, SEAT DAMPER UPPER
17	1	08310-0008A	NUT
18	1	65271-27C00	CUSHION, BEAD STOPPER

FIG. 41

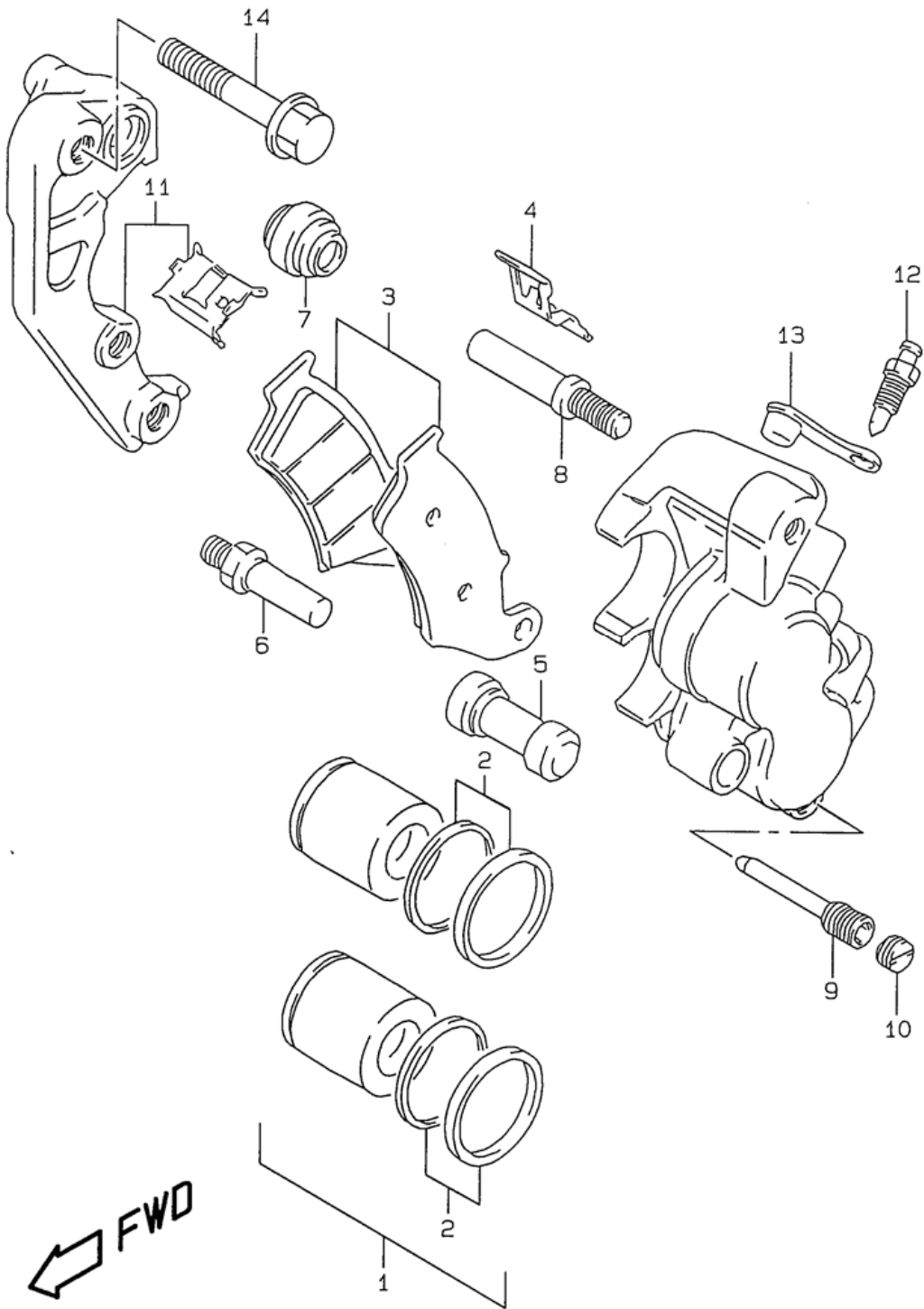


Table 41. FRONT CALIPER

Reference Number	Quantity Required	Part Number	Description
	1	59300-36E01	CALIPER ASSY, FRONT LH
1	1	59300-27840	.PISTON SET
2	1	59300-13820	..SEAL SET, PISTON
3	1	59300-36850	.PAD SET
4	1	59315-13E10	.SPRING
5	1	59386-13A00	.BOOT
6	1	59382-27C30	.BOLT
7	1	59303-14500	.BOOT
8	1	59305-27C00	.PIN
9	1	59345-13E00	.PIN, HANGER
10	1	59146-21E10	.PLUG, PIN
11	1	59350-13E00	.BRACKET
12	1	59121-01A00	.BLEEDER
13	1	59122-01A00	.CAP, BLEEDER
14	2	09103-08338	BOLT (8X40)

FIG. 42

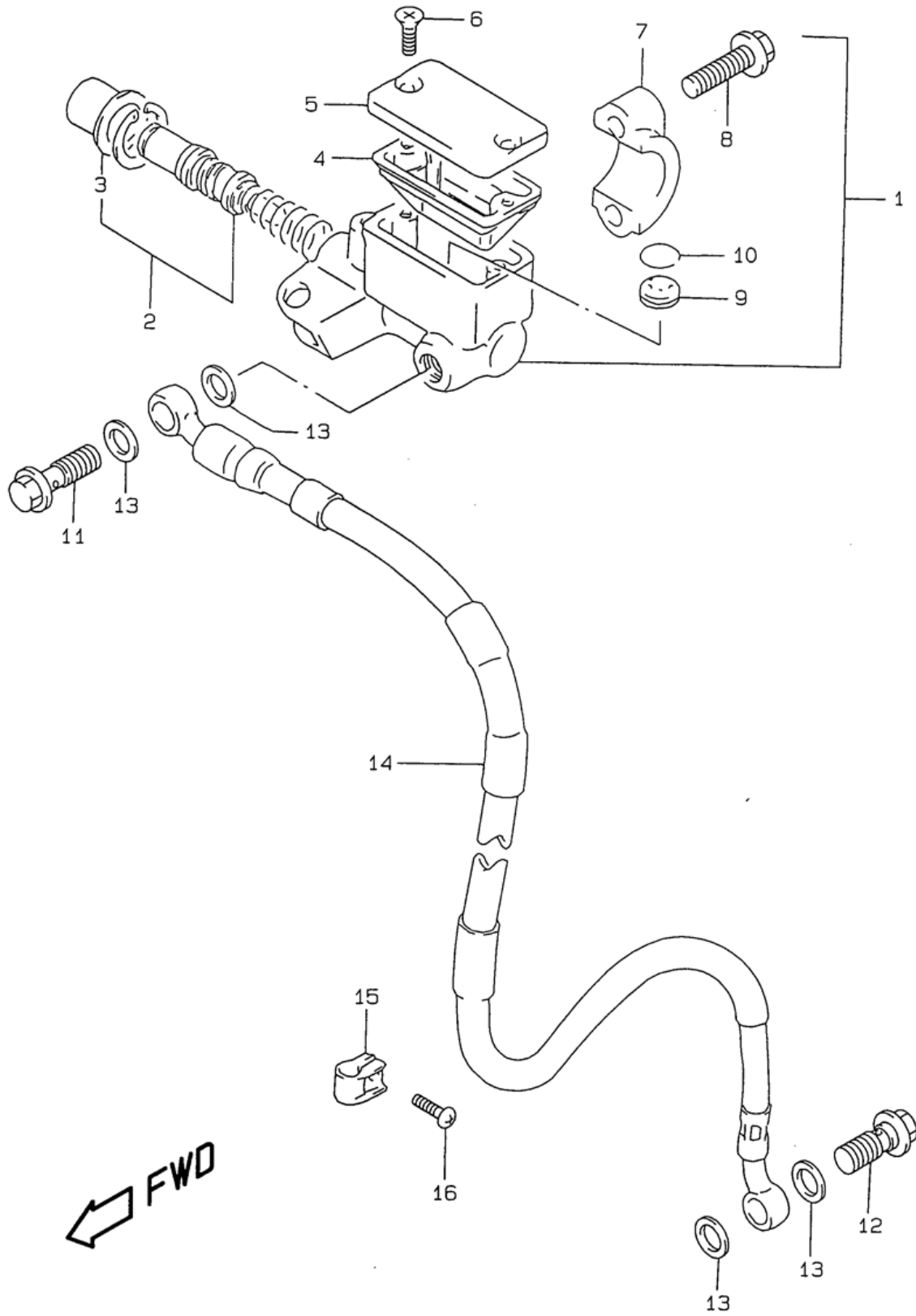


Table 42. FRONT MASTER CYLINDER

Reference Number	Quantity Required	Part Number	Description
1	1	59600-05D01	CYLINDER ASSY, FRONT MASTER
2	1	59600-27820	.PISTON & CUP SET
3	1	59666-44300	..BOOT
4	1	59667-24500	.DIAPHRAGM
5	1	59669-05D00	.CAP
6	2	69689-49300	.SCREW
7	1	59671-27C00	.HOLDER (SILVER)
8	2	59675-27C00	.BOLT
9	1	59748-36E00	.SEPARATOR
10	1	69744-36E00	.RING
11	1	09360-10061	UNION
12	1	09360-10040	BOLT, CYLINDER HEAD HOSE UNIO
13	4	09161-10009	WASHER (10X15X1.5)
14	1	59480-14D20	HOSE, FRONT BRAKE
15	1	58621-07A10	CLAMP, BRAKE HOSE
16	1	02142-0620A	SCREW

FIG. 43

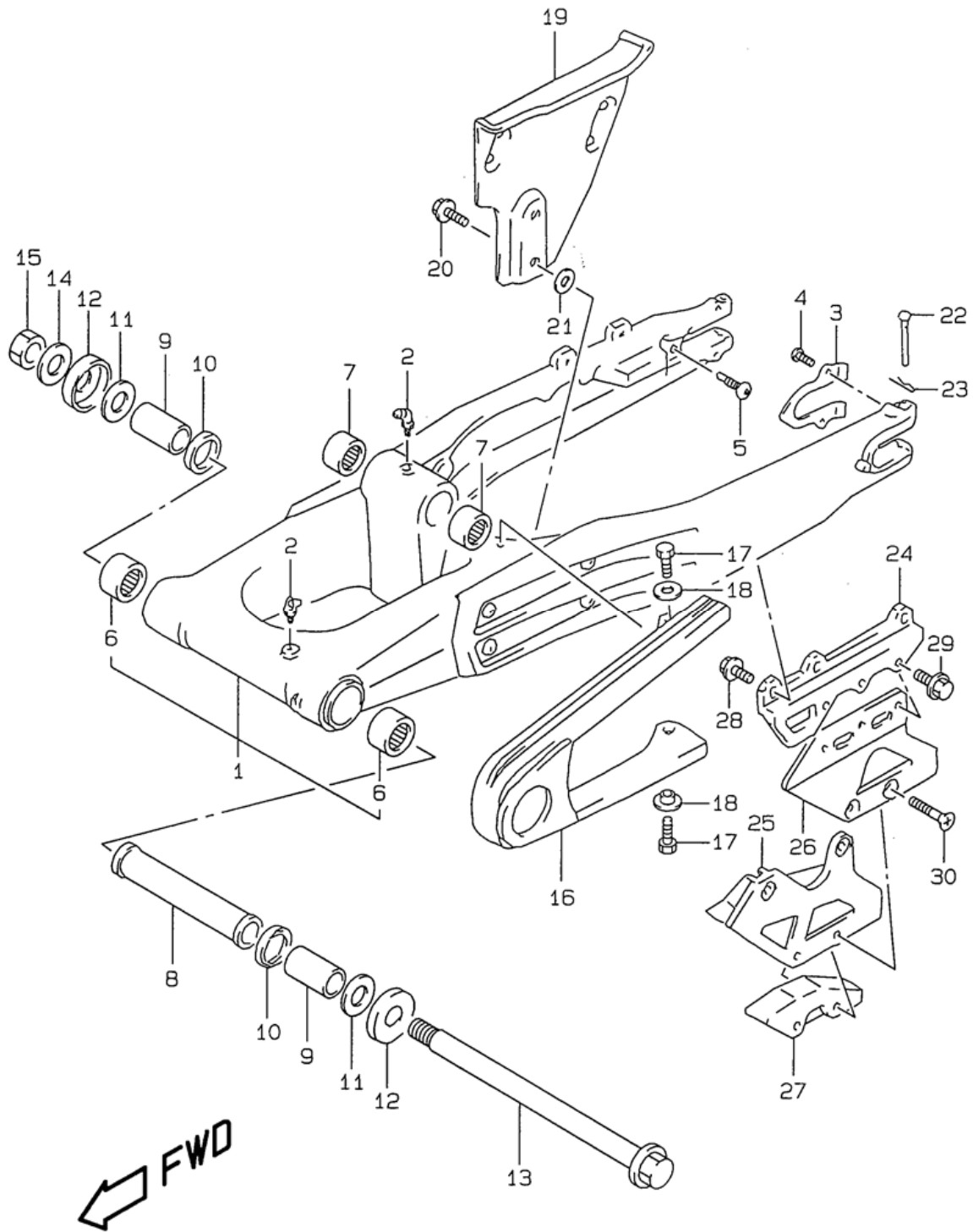


Table 43. REAR SWINGING ARM

Reference Number	Quantity Required	Part Number	Description
1	1	61000-14D60	SWINGING ARM ASSY, REAR
2	2	08351-3100A	NIPPLE, GREASE
3	2	61128-14D00	.PLATE, REAR
4	4	09125-05072	SCREW
5	2	09139-10001	.SCREW (10X21)
6	2	09263-22017	.BEARING, PIVOT (22X29X30)
7	2	09263-20071	.BEARING, CENTER (20X27X23.5)
8	1	61252-14E00	.SPACER, PIVOT CENTER
9	2	61251-14D00	SPACER, PIVOT BEARING
10	2	09285-22001	.SEAL, INNER (22X29X4)
11	2	08211-17341	THRUST WASHER
12	2	61262-28C10	COVER, PIVOT
13	1	61211-14D00	SHAFT, PIVOT
14	1	08322-0116A	WASHER
15	1	09159-16007	NUT
16	1	61273-14D00	BUFFER, CHAIN TOUCH DEFENSE
17	2	01500-0616A	BOLT
18	2	09169-06057	WASHER
19	1	61310-14D10	GUARD, CHAIN
20	2	01550-0616A	BOLT
21	2	09160-06131	.WASHER
22	2	09200-06065	PIN, REAR AXLE
23	2	09385-06012	CLIP
24	1	61154-14D10	BRACKET, CHAIN GUIDE
25	1	61341-27C20	GUIDE, CHAIN
26	1	61342-44E00	PLATE, CHAIN GUIDE, OUTER
27	1	61348-27C20	DEFENSE, CHAIN GUIDE
28	3	01550-0616A	BOLT
29	3	01547-0620B	BOLT, THERMOSTAT COVER
30	2	09126-06013	SCREW, UNDER (6X40)

FIG. 44

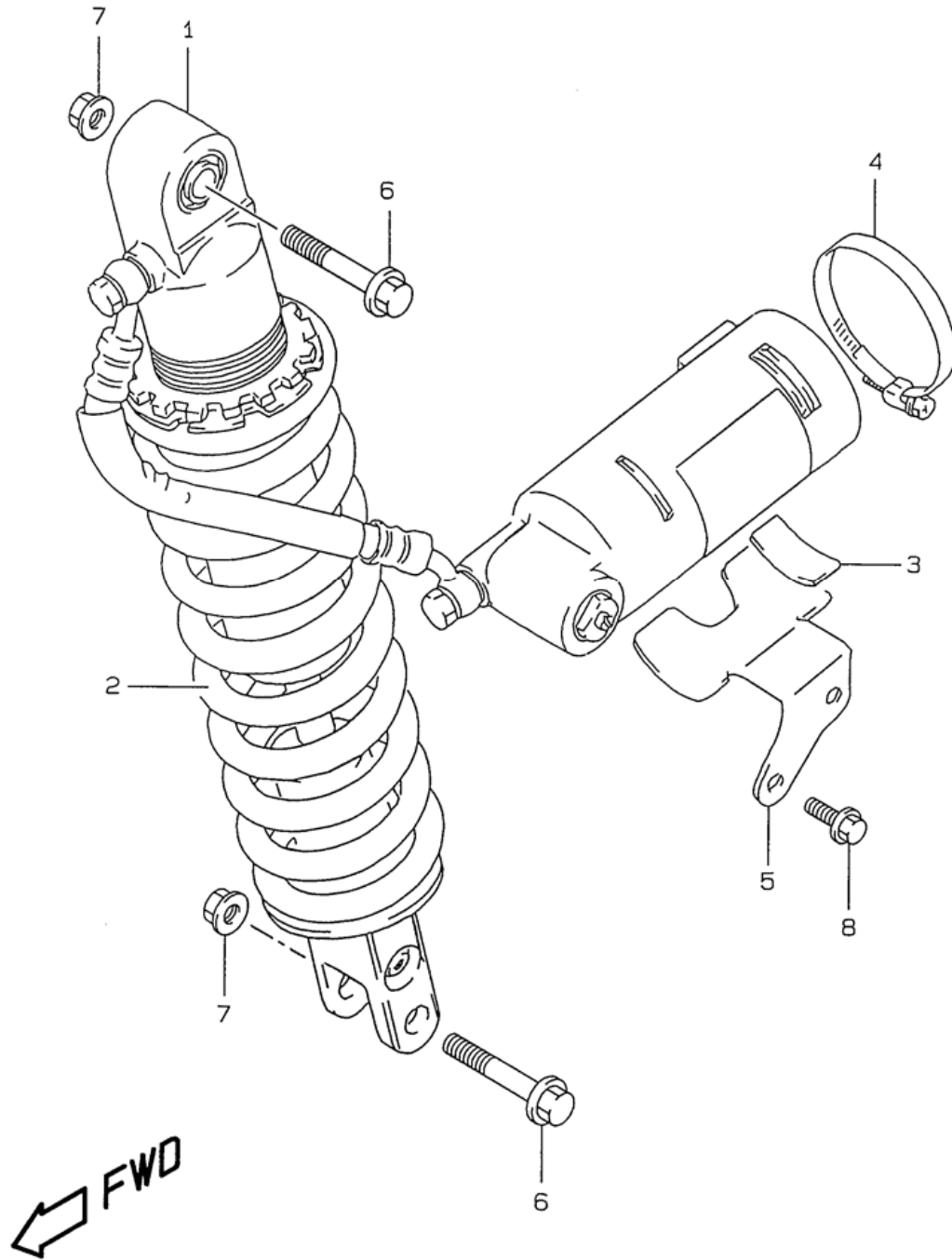


Table 44. REAR SHOCK ABSORBER

Reference Number	Quantity Required	Part Number	Description
1	1	62100-14D41-1TS	ABSORBER ASSY, REAR SHOCK
2	1	62211-14D40-1TS	.SPRING (WHITE)
3	2	53146-20C00	CUSHION, FENDER UNDER
4	2	09402-60502	CLAMP
5	1	62420-14D10	.BRACKET, TANK
6	2	62311-28E00	BOLT, LOWER (10X54)
7	2	09159-10115	NUT
8	2	01550-0610A	BOLT

FIG. 45

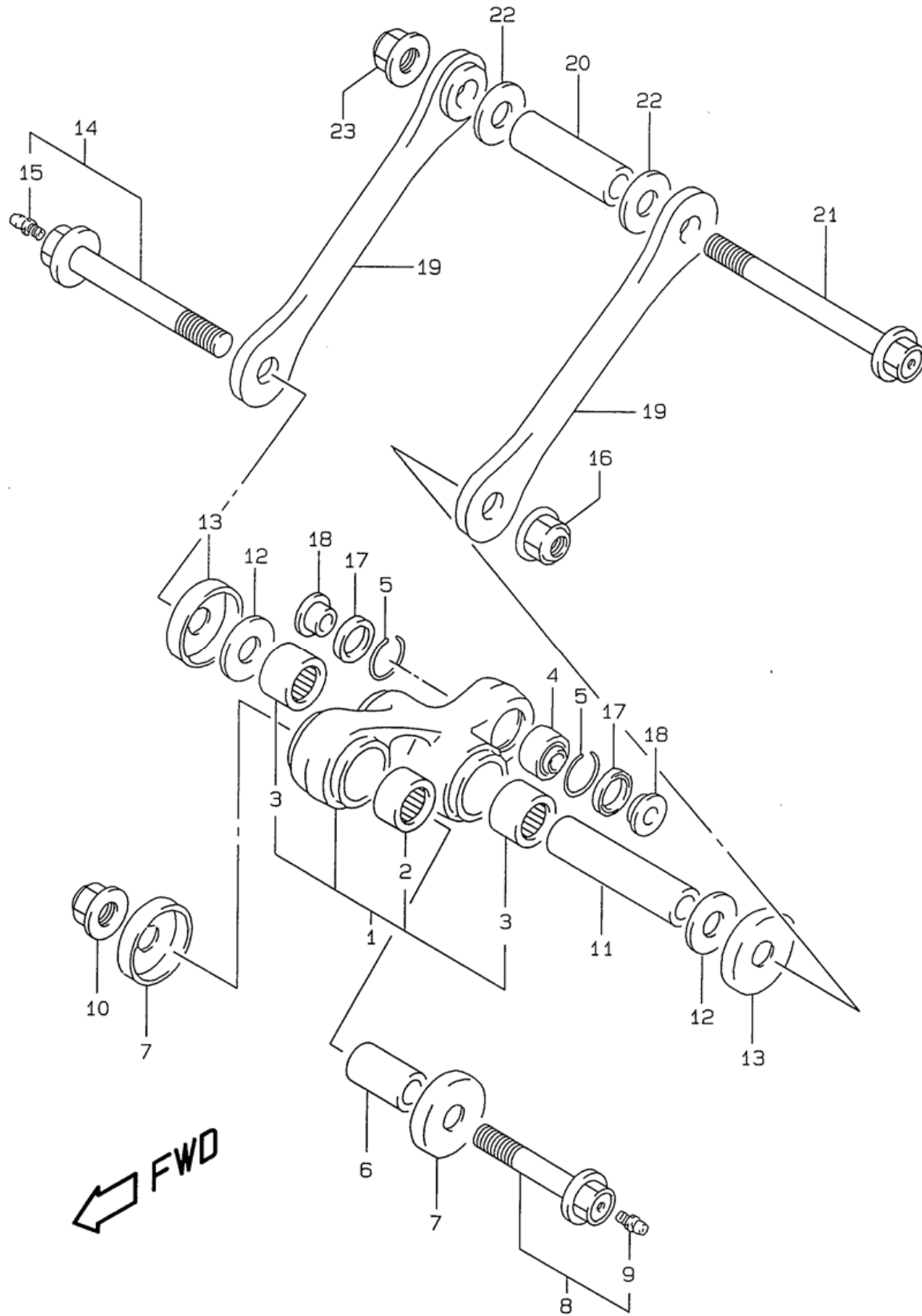


Table 45. REAR CUSHION LEVER

Reference Number	Quantity Required	Part Number	Description
1	1	62602-14850	LEVER SET, REAR CUSHION
2	1	09263-20074	.BEARING, 20X27X32
3	2	09263-20071	.BEARING, CENTER (20X27X23.5)
4	1	62175-00B00	.BEARING, REAR (10X24X14.5)
5	2	62657-34A01	.RING, STOPPER
6	1	62317-05D00	SPACER
7	2	62162-28E00	SEAL, FRONT DUST
8	1	62650-14D00	BOLT, FRONT
9	1	08351-2100A	NIPPLE,GREASE
10	1	08319-3112A	NUT
11	1	62626-14D00	SPACER, CENTER
12	2	08211-14321	THRUST WASHER
13	2	62683-27C00	SEAL, DUST
14	1	62620-14D00	BOLT, ROD
15	1	08351-2100A	NIPPLE,GREASE
16	1	08319-3114A	NUT, REAR CUSHION ROD
17	2	09285-17001	SEAL, RR CUSHION ROD
18	2	62684-27C10	SPACER, REAR
19	2	62640-14D00	ROD, REAR CUSHION
20	1	62646-14D00	SPACER, ROD
21	1	62622-14D10	BOLT
22	2	08211-14323	WASHER, FRONT
23	1	08319-3114A	NUT, REAR CUSHION ROD

FIG. 46

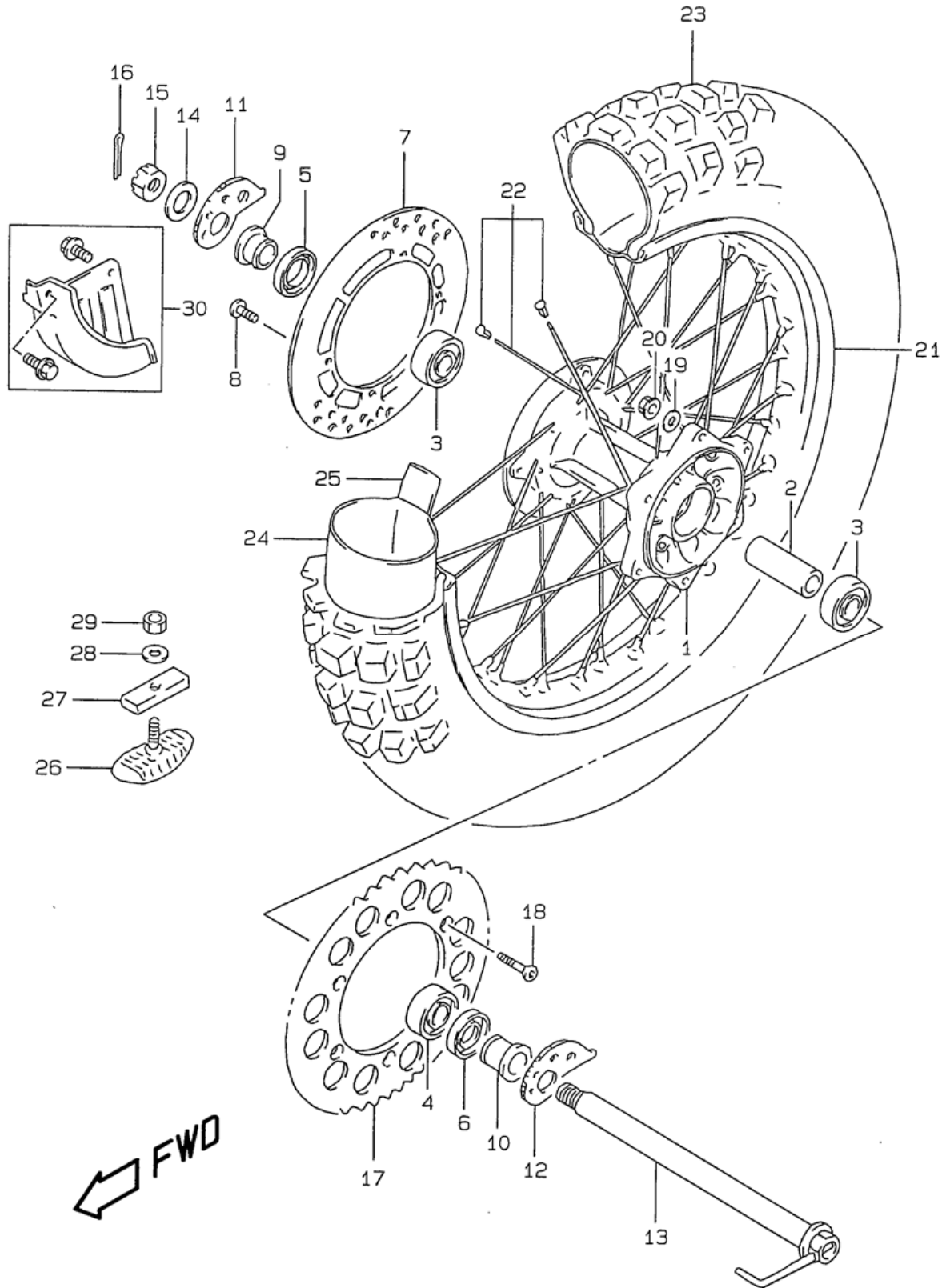


Table 46. REAR WHEEL

Reference Number	Quantity Required	Part Number	Description
1-1	1	64111-14D20	HUB, REAR WHEEL
1-2	1	64111-14D10	HUB, REAR WHEEL
2	1	64731-13E00	SPACER, BEARING
3	2	08133-60047	BEARING, LH
4	1	08123-62047	BEARING, REAR HUB
5	1	09282-26001	OIL SEAL, RH (26X42X8)
6	1	09283-26019	OIL SEAL, LH (26X47X5)
7	1	69211-03D10	DISC, REAR BRAKE
8	4	09106-08155	BOLT, DISC
9	1	64741-14D00	SPACER, REAR AXLE RH
10	1	64751-14D00	SPACER, AXLE LH
11	1	61410-14D10	ADJUSTER, CHAIN RH (T:4.0)
12	1	61421-14D10	ADJUSTER, CHAIN LH (T:4.0)
13	1	64710-14D50	AXLE, REAR (L:283.5)
14	1	09160-19022	WASHER
15	1	08314-4018A	NUT
16	1	04111-4030A	PIN
17-1	1	64511-08D50	SPROCKET, REAR (NT:44)
17-2	1	64511-08D40	SPROCKET, REAR (NT:43) (OPT,OFF ROAD USE ONLYALUMINIUM)
17-3	1	64511-08D60	SPROCKET, REAR (NT:45) (OPT,OFF ROAD USE ONLYALUMINIUM)
17-4	1	64511-14D70	SPROCKET, REAR (NT:43) (OPT,OFF ROAD USE ONLYSTEEL)
17-5	1	64511-14D80	SPROCKET, REAR (NT:44-520) (OPT,OFF ROAD USE ONLYSTEEL)
17-6	1	64511-14D90	SPROCKET, REAR (NT:45) (OPT,OFF ROAD USE ONLYSTEEL)
18	6	09120-08004	BOLT (8X20)
19	6	08322-0108A	WASHER, SEAT DAMPER UPPER
20	6	08319-31087	NUT
21	1	65311-14D00	RIM, REAR WHEEL (18X2.15)
22	1	65320-14D00	SPOKE SET, REAR WHEEL
23	1	65110-14D00	TIRE, REAR (110/100-18)
24	1	65200-40430	TUBE, INNER
25	1	55261-11010	PROTECTOR
26	1	65270-28E00	STOPPER, BEAD
27	1	65271-27C00	CUSHION, BEAD STOPPER
28	1	08322-0108A	WASHER, SEAT DAMPER UPPER
29	1	08310-0008A	NUT
30	1	69200-28C00	COVER, REAR DISC

FIG. 47

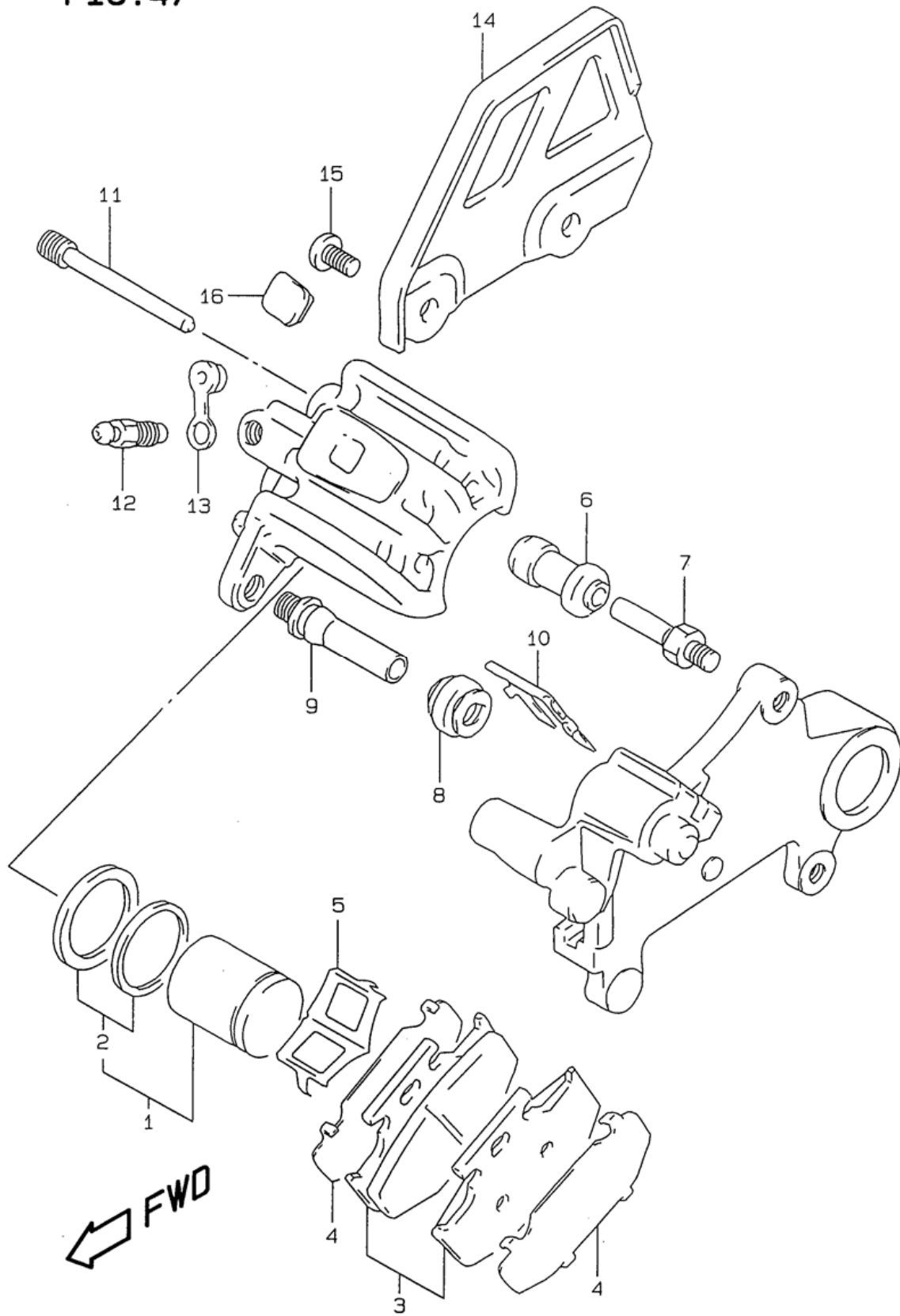


Table 47. REAR CALIPER

Reference Number	Quantity Required	Part Number	Description
	1	69100-14D10	CALIPER ASSY, REAR
1	1	69100-27830	.PISTON SET
2	1	69100-36810	..SEAL SET, PISTON
3	1	69100-43880	.PAD SET
4	2	69132-28C00	.SHIM
5	1	59315-27C10	.SPRING
6	1	59386-13A00	.BOOT
7	1	59382-27C30	.BOLT
8	1	59303-14500	.BOOT
9	1	59305-27C00	.PIN
10	1	69113-43D00	.RETAINER
11	2	59345-14600	.PIN
12	1	59121-01A00	.BLEEDER
13	1	59122-01A00	.CAP, BLEEDER
14	1	69725-14D00	GUARD, CALIPER
15	2	02142-0612A	SCREW
16	1	69171-14D00	COVER, CALIPER BODY

FIG. 48

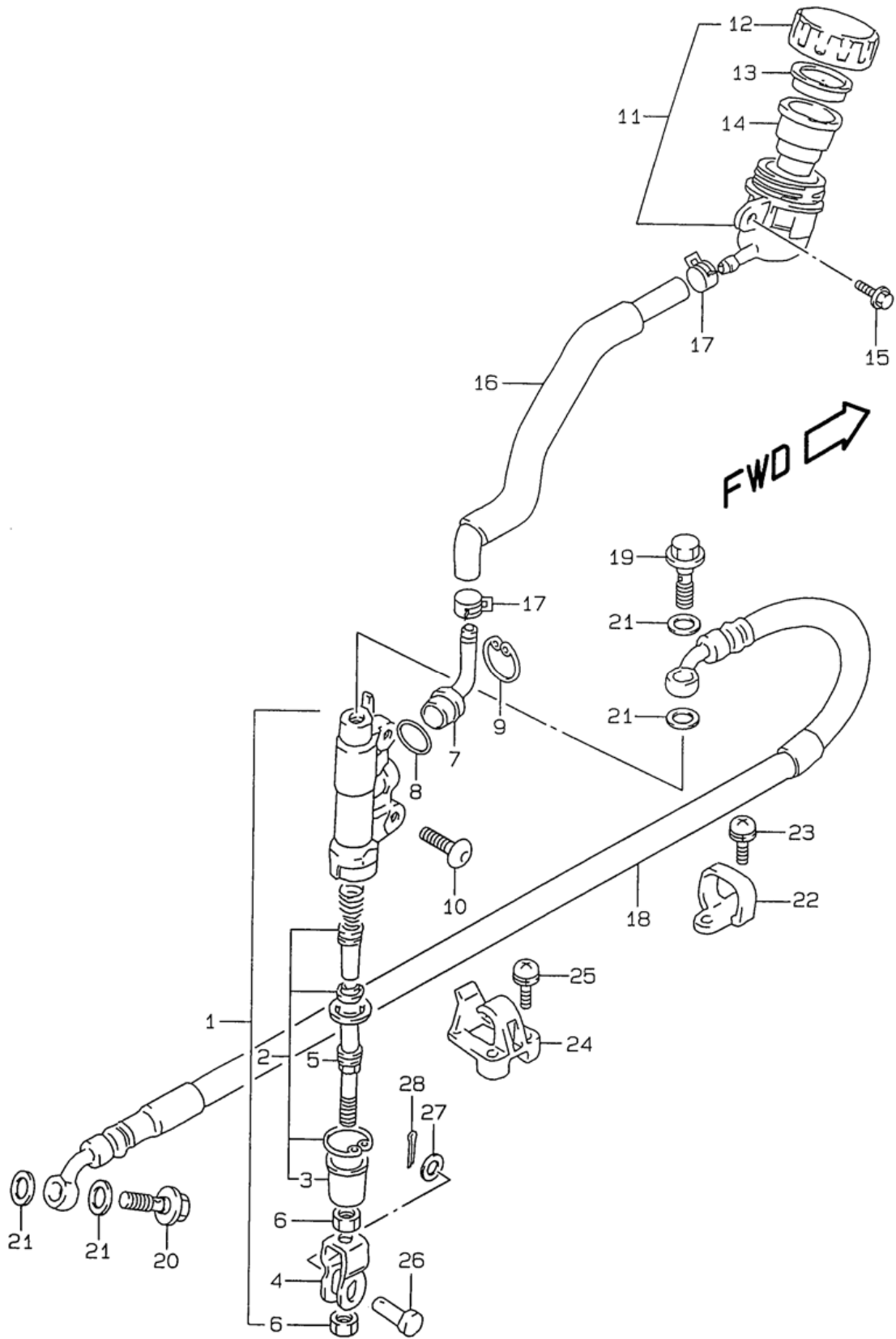


Table 48. REAR MASTER CYLINDER

Reference Number	Quantity Required	Part Number	Description
1	1	69600-14D01	CYLINDER ASSY, REAR MASTER
2	1	69600-04820	.PISTON / CAP SET
3	1	69691-00A00	..BOOT
4	1	69692-00B21	.YOKE
5	1	69670-00B21	.ROD, PUSH
6	2	69693-05A00	.NUT
7	1	59672-17C00	.CONNECTOR
8	1	69686-34200	.O RING
9	1	69674-00B20	.CIRCLIP
10	2	09139-06067	SCREW (6X16)
11	1	69740-03D10	TANK ASSY, RESERVOIR
12	1	69669-03D10	.CAP
13	1	69668-00B20	.PLATE
14	1	69667-00B20	.DIAPHRAGM
15	1	01550-0616A	BOLT
16	1	69730-14D00	HOSE, RESERVOIR TANK
17	2	09401-12404	CLIP
18	1	69480-14D00	HOSE, REAR BRAKE
19	1	09360-10061	UNION
20	1	09360-10040	BOLT, CYLINDER HEAD HOSE UNIO
21	4	09161-10009	WASHER (10X15X1.5)
22	1	61196-00B21	CLAMP, REAR BRAKE HOSE
23	2	02142-0510B	SCREW
24	1	61196-03D00	GUIDE, HOSE REAR
25	2	02112-3516A	SCREW
26	1	09200-08048	PIN
27-1	1	09160-08074	WASHER
27-2	1	09160-08090	WASHER
28	1	04111-25158	COTTER PIN

FIG. 49

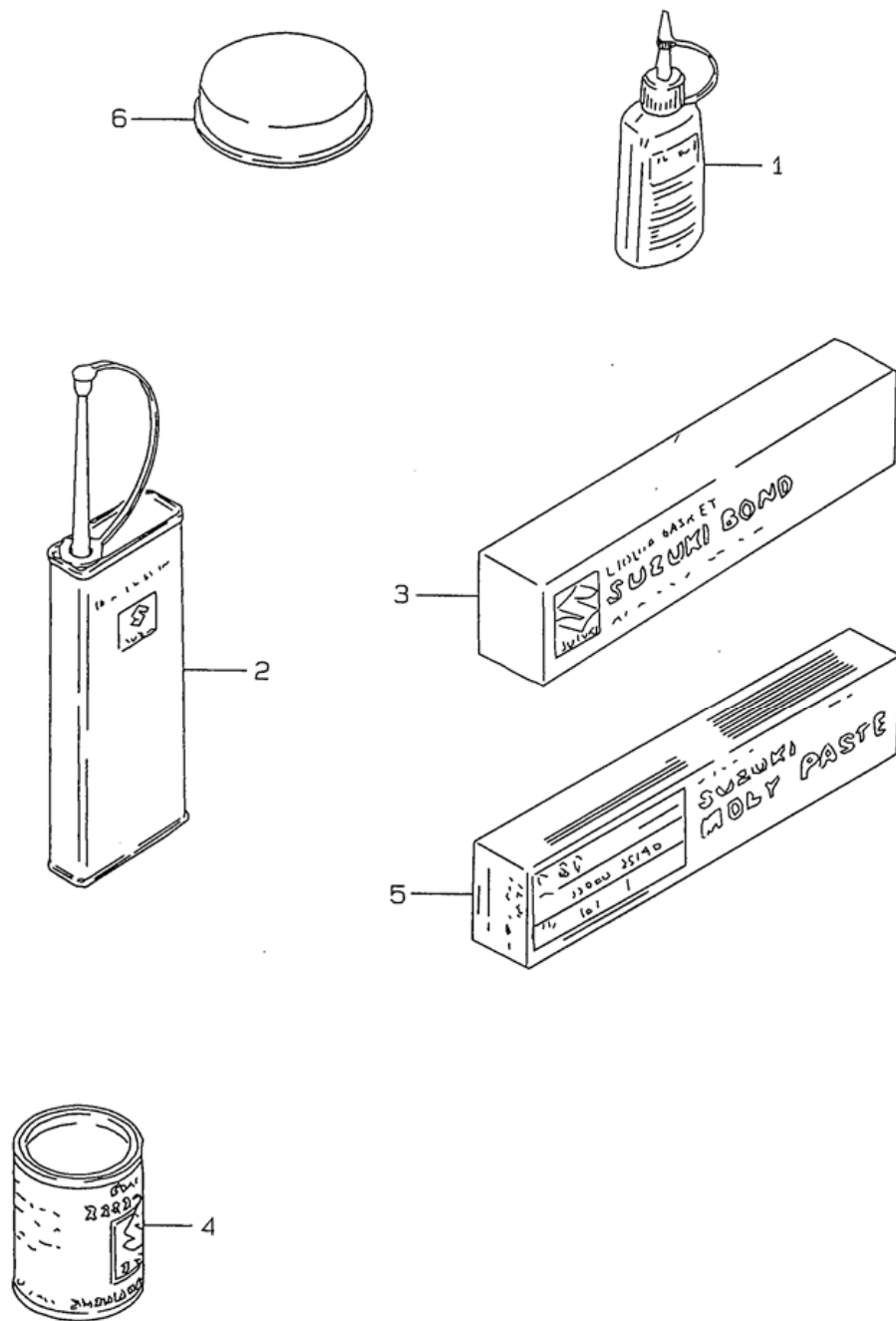


Table 49. OPTIONAL

Reference Number	Quantity Required	Part Number	Description
1-1	1	99000-32020	THREAD LOCK NO.1333B
1-2	1	99000-32030	THREAD LOCK SUPER (1303B)
1-3	1	99000-32050	THREAD LOCK NO.1342
1-4	1	99000-32100	THREAD LOCK SUPER (1305)
1-5	1	99000-32130	THREAD LOCK SUPER (1360)
2	1	99000-32040	THREAD LOCK NO.1401
3-1	1	99104-31140	LIQUID GASKET 1
3-2	1	99104-31140	LIQUID GASKET 1
4	1	99000-25030	SUZUKI SUPER GREASE
5	1	99000-25140	SUZUKI MOLY PASTE
6	1	99000-25110	SUZUKI PBC GREASE